



Commercial CCR-59 Multi-Throw DC-26.5GHz Latching

The CCR-59 Switch is a broadband, multi-throw, electromechanical coaxial switch designed to switch a microwave signal from a common input to any of 3, 4, 5, or 6 outputs. The characteristic impedance is 50 Ohms. The switches are small using the popular connector spacing on a 1.062" dia. circle. Each position has an individual actuator mechanism allowing random position selection. This also minimizes switching time.

The CCR-59 comes with a latching actuator. The latching switch remains in the last position selected when the switch is de-energized. STD dual command requires a reset pulse before a new selected position. A separate reset circuit allows all positions to be set to an open position. User must provide both reset (clear) and set (select new position) commands.

Specifications

RF Contacts:	Break before make					
Actuator	Voltage (VDC) 20°C	12	15	28		
	Latching Current (mA)	255	205	90		
Switching Time:	Reset Current (mA)	Positions	3	765	615	270
			4	1020	820	360
			5	1275	1025	450
			6	1530	1230	540

Switching Time: 20 msec max
Connectors: SMA (f)
Weight: 6 oz. max
Temperature Range: -40°C to +65°C (Operating)

Shock: MIL-STD-202 Method 213, Condition D (500G Non Operating)

Vibration: MIL-STD-202 Method 214, Condition D (10G RMS Non Operating)

Humidity: Moisture Seal Available

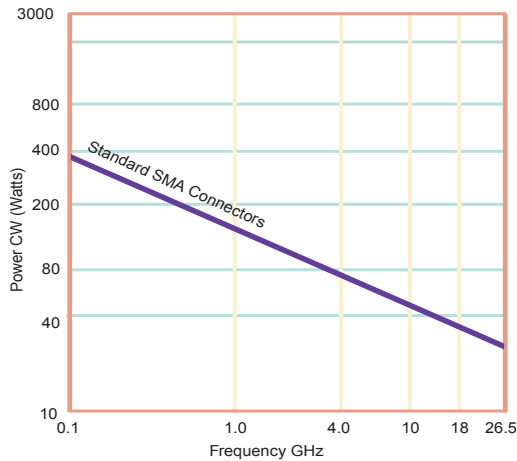
Typical Contact Life: 5 Million Cycles

Insertion Loss Repeatability (1 Million Cycles):

DC to 6 GHz: 0.05 dB

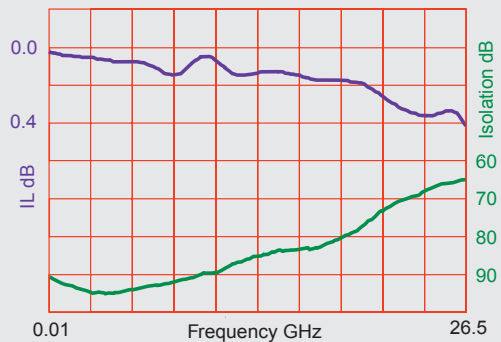
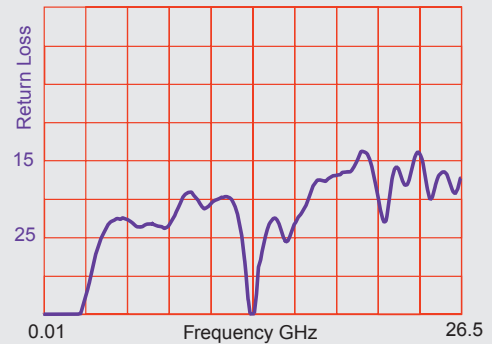
DC to 20 GHz: 0.1 dB

RF Power Handling



Specifications	DC-6 GHz	6-12 GHz	12-18 GHz	18-26.5 GHz
VSWR (max)	1.25:1	1.40:1	1.50:1	1.80:1
Insertion Loss (max)	0.20 dB	0.40 dB	0.50 dB	0.80 dB
Isolation (min)	70.0 dB	60.0 dB	60.0 dB	50.0 dB

Typical Performance



Specifications subject to change without notice.

www.teledynecoax.com
 email: coax@teledyne.com

Tel: (800) 351-7368

10/2007

