

## Voltmeter changeover switch - RS20-US-S0004-0204-014H-001 - 3069700

Please be informed that the data shown in this PDF Document is generated from our Online Catalog. Please find the complete data in the user's documentation. Our General Terms of Use for Downloads are valid (<http://phoenixcontact.com/download>)




Voltmeter changeover switch, with 0 position, connection method: screw connection, function: 0 - L1-L2 - L2-L3 - L3-L1, switching zones: 2, switching program number: S0004, rated continuous current: 20 A, voltage: 690 V

### Your advantages

- ✓ The compact rotary switch is designed for use in energy technology applications with the available switching programs
- ✓ The use of high-quality materials results in a long mechanical and electrical service life
- ✓ Comprehensive approvals ensure international use
- ✓ High level of safety thanks to non-conductive plastic parts
- ✓ The terminal points are designed in such a way that shock protection according to BGV A2 is ensured
- ✓ The rotary switch is free from cadmium and compliant with the RoHS directive

### Key Commercial Data

Packing unit	1 pc
GTIN	 4 046356 771160
GTIN	4046356771160
Weight per Piece (excluding packing)	100.000 g
Custom tariff number	85365080
Country of origin	Austria

### Technical data

#### General

Number of connections	8
Color	silver/black
Rotary switch function	0 - L1-L2 - L2-L3 - L3-L1
Switching program number	S0004

# Voltmeter changeover switch - RS20-US-S0004-0204-014H-001 - 3069700

## Technical data

### General

Switching angle	45 °
Rated continuous current	20 A
Maximum load current	20 A
Rated surge voltage	6 kV
Rated insulation voltage	690 V (Valid for networks with grounded neutral point, overvoltage category III, degree of pollution 3)
Rated operating current according to AC-15 (switching of solenoid drives, contactors, valves, pulling electromagnets)	5 A (220 - 240 V)
	4 A (380 - 440 V)
Rated operating current according to AC-21A (switching of ohmic loads including small overloads)	20 A
Rated operating current according to AC-22A (switching of mixed ohmic and inductive loads, including small overloads)	20 A (220 - 500 V)
	20 A (660 - 690 V)
Switching power according to AC-3 (squirrel-cage motors: direct starting, switching off motors during operation, star-delta startup (CH16B))	3 kW (220 - 240 V; 3-phase, 3-pos.)
	5.5 kW (380 - 440 V; 3-phase, 3-pos.)
	5.5 kW (500 V; 3-phase, 3-pos.)
	5.5 kW (660 - 690 V; 3-phase, 3-pos.)
	0.6 kW (110 - 120 V; 1-phase, 2-pos.)
	2.2 kW (220 - 240 V; 1-phase, 2-pos.)
	3 kW (380 - 440 V; 1-phase, 2-pos.)
Switching power according to AC-4 (squirrel-cage motors: starting, reversing, plugging, inching)	0.55 kW (220 - 240 V; 3-phase, 3-pos.)
	1.5 kW (380 - 440 V; 3-phase, 3-pos.)
	1.5 kW (500 V; 3-phase, 3-pos.)
	1.5 kW (660 - 690 V; 3-phase, 3-pos.)
	0.3 kW (110 - 120 V; 1-phase, 2-pos.)
	0.75 kW (220 - 240 V; 1-phase, 2-pos.)
	1.5 kW (380 - 440 V; 1-phase, 2-pos.)
Switching power according to AC-23A (frequent switching of motors or other highly inductive loads)	3.7 kW (220 - 240 V; 3-phase, 3-pos.)
	7.5 kW (380 - 440 V; 3-phase, 3-pos.)
	7.5 kW (500 V; 3-phase, 3-pos.)
	7.5 kW (660 - 690 V; 3-phase, 3-pos.)
	0.75 kW (110 - 120 V; 1-phase, 2-pos.)
	2.5 kW (220 - 240 V; 1-phase, 2-pos.)
	3.7 kW (380 - 440 V; 1-phase, 2-pos.)
Breaking capacity	150 A (220 - 240 V)

# Voltmeter changeover switch - RS20-US-S0004-0204-014H-001 - 3069700

## Technical data

### General

	150 A (380 - 440 V)
	80 A (660 - 690 V)
Maximum power dissipation for nominal condition	0.9 W
Ambient temperature (operation)	-35 °C ... 55 °C (Open, at 100% load, with peaks up to 60°C)
Short-circuit resistance I <sub>p</sub> with max. backup fuse	25 A (gL/gG characteristics)
Rated short-time current resistance	140 A (1 s current)

### Dimensions

Width	48 mm
Length	72 mm
Height	48 mm
Hole diameter	7 mm
Height	29 mm
Installation depth	43 mm

### Ambient conditions

Ambient temperature (operation)	-35 °C ... 55 °C (Open, at 100% load, with peaks up to 60°C)
---------------------------------	--

### Connection data

Conductor cross section solid min.	0.5 mm <sup>2</sup>
Conductor cross section solid max.	2.5 mm <sup>2</sup>
Conductor cross section AWG min.	20
Conductor cross section AWG max.	14
Conductor cross section flexible min.	0.75 mm <sup>2</sup>
Conductor cross section flexible max.	2.5 mm <sup>2</sup>
Min. AWG conductor cross section, flexible	18
Max. AWG conductor cross section, flexible	14
Conductor cross section / stranded with ferrule without plastic sleeve min.	2.5 mm <sup>2</sup>
Conductor cross section / stranded with ferrule without plastic sleeve max.	2.5 mm <sup>2</sup>
Conductor cross section / stranded with ferrule with plastic sleeve min.	1.5 mm <sup>2</sup>
Conductor cross section / stranded, with ferrule with plastic sleeve max.	1.5 mm <sup>2</sup>
2 conductors with same cross section, solid min.	0.5 mm <sup>2</sup>
2 conductors with same cross section, solid max.	2.5 mm <sup>2</sup>
Two conductors with the same cross section, AWG solid min.	20
Two conductors with the same cross section, AWG solid max.	14
2 conductors with same cross section, stranded min.	0.75 mm <sup>2</sup>
2 conductors with same cross section, stranded max.	2.5 mm <sup>2</sup>
Two conductors with the same cross section, AWG stranded, min.	18
Two conductors with the same cross section, AWG stranded, max.	14

# Voltmeter changeover switch - RS20-US-S0004-0204-014H-001 - 3069700

## Technical data

### Connection data

2 conductors with the same cross section/stranded, with ferrule and without plastic sleeve, minimum	2.5 mm <sup>2</sup>
2 conductors with the same cross section/stranded, with ferrule and without plastic sleeve, maximum	2.5 mm <sup>2</sup>
2 conductors with the same cross section/stranded, with ferrule and plastic sleeve, minimum	1.5 mm <sup>2</sup>
2 conductors with the same cross section/stranded, with ferrule and plastic sleeve, maximum	1.5 mm <sup>2</sup>

### Standards and Regulations

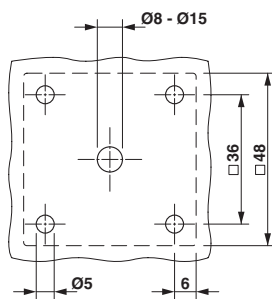
Flammability rating according to UL 94	V0
--	----

### Environmental Product Compliance

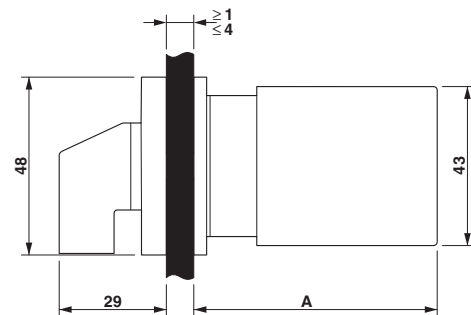
China RoHS	Environmentally friendly use period: unlimited = EFUP-e
	No hazardous substances above threshold values

## Drawings

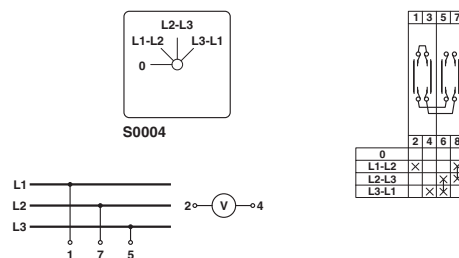
Drilling diagram



Dimensional drawing



Circuit diagram



	1	3	5	7
0				
L1-L2	×			×
L2-L3		×		×
L3-L1	×		×	

# Voltmeter changeover switch - RS20-US-S0004-0204-014H-001 - 3069700

## Classifications

### eCl@ss

eCl@ss 4.0	27141111
eCl@ss 4.1	27141111
eCl@ss 5.0	27141133
eCl@ss 5.1	27144000
eCl@ss 6.0	27144000
eCl@ss 7.0	27144016
eCl@ss 9.0	27269290

### ETIM

ETIM 3.0	EC001121
ETIM 4.0	EC002498
ETIM 5.0	EC000911

### UNSPSC

UNSPSC 6.01	30211811
UNSPSC 7.0901	39121410
UNSPSC 11	39121410
UNSPSC 12.01	39121410
UNSPSC 13.2	39122207

## Approvals


### Approvals

Approvals

UL Listed / cUL Listed / EAC / cULus Listed

Ex Approvals

### Approval details

UL Listed		<a href="http://database.ul.com/cgi-bin/XYV/template/LISEXT/1FRAME/index.htm">http://database.ul.com/cgi-bin/XYV/template/LISEXT/1FRAME/index.htm</a>	FILE E 357353
Nominal voltage UN	300 V		
Nominal current IN	20 A		

# Voltmeter changeover switch - RS20-US-S0004-0204-014H-001 - 3069700

## Approvals

mm²/AWG/kcmil	20-12
---------------	-------

cUL Listed		<a href="http://database.ul.com/cgi-bin/XYVV/template/LISEXT/1FRAME/index.htm">http://database.ul.com/cgi-bin/XYVV/template/LISEXT/1FRAME/index.htm</a>	FILE E 357353
Nominal voltage UN	300 V		
Nominal current IN	20 A		
mm²/AWG/kcmil	20-12		

EAC		EAC-Zulassung
-----	--	---------------

cULus Listed	
--------------	--

## Accessories

### Accessories

#### Device marking

Label - EML-RS (45,7X45,7)R SR - 0803187



Label, roll, silver/glossy, unmarked, can be marked with: THERMOMARK ROLL, THERMOMARK X, THERMOMARK S1.1, mounting type: adhered/inserted

Label - EML-RS (45,7X45,7)R - 0803387



Label, roll, white, unmarked, can be marked with: THERMOMARK ROLL, THERMOMARK X, THERMOMARK S1.1, mounting type: adhered/inserted

