

PCB terminal block - PLH 16/ 2-10 - 1770393

Please be informed that the data shown in this PDF Document is generated from our Online Catalog. Please find the complete data in the user's documentation. Our General Terms of Use for Downloads are valid (<http://phoenixcontact.com/download>)



PCB terminal block, Nominal current: 76 A, Nom. voltage: 400 V, Pitch: 10 mm, Number of positions: 2, Connection method: Push-lock spring connection, Mounting: Wave soldering, Conductor/PCB connection direction: 0 °, Color: green

Product Features

- Tool-free lever principle enables time-saving connection and release of conductors with/without ferrules
- Defined contact force ensures that contact remains stable over the long term
- Time-saving push-in connection when lever is closed
- Quick and convenient testing using integrated test option



Key Commercial Data

Packing unit	1 pc
Minimum order quantity	25 pc
Weight per Piece (excluding packing)	0.437 g
Custom tariff number	85369010
Country of origin	Germany

Technical data

Dimensions

Pitch	10.00 mm
Dimension a	10 mm
Length of the solder pin	4.5 mm
Pin dimensions	1,2 x 1,2 mm
Pin spacing	12.5 mm
Hole diameter	1.6 mm

General

Range of articles	PLH 16/
Insulating material group	I

PCB terminal block - PLH 16/ 2-10 - 1770393

Technical data

General

Rated surge voltage (III/3)	4 kV
Rated surge voltage (III/2)	4 kV
Rated surge voltage (II/2)	4 kV
Rated voltage (III/3)	400 V
Rated voltage (III/2)	400 V
Rated voltage (II/2)	800 V
Nominal current I _N	76 A
Nominal cross section	16 mm ²
Insulating material	PA
Solder pin surface	Sn
Flammability rating according to UL 94	V0
Stripping length	18 mm
Number of positions	2

Connection data

Conductor cross section solid min.	0.75 mm ²
Conductor cross section solid max.	16 mm ²
Conductor cross section flexible min.	0.75 mm ²
Conductor cross section flexible max.	25 mm ²
Conductor cross section flexible, with ferrule without plastic sleeve min.	0.75 mm ²
Conductor cross section flexible, with ferrule without plastic sleeve max.	16 mm ²
Conductor cross section flexible, with ferrule with plastic sleeve min.	0.75 mm ²
Conductor cross section flexible, with ferrule with plastic sleeve max.	10 mm ²
Conductor cross section AWG min.	18
Conductor cross section AWG max.	4
2 conductors with same cross section, stranded, TWIN ferrules with plastic sleeve, min.	0.75 mm ²
2 conductors with same cross section, stranded, TWIN ferrules with plastic sleeve, max.	4 mm ²

Standards and Regulations

Connection in acc. with standard	UL
Flammability rating according to UL 94	V0

Classifications

eCl@ss

eCl@ss 4.0	27141109
eCl@ss 4.1	27141109

PCB terminal block - PLH 16/ 2-10 - 1770393

Classifications

eCl@ss

eCl@ss 5.0	27141190
eCl@ss 5.1	27141190
eCl@ss 6.0	27261101
eCl@ss 7.0	27440401
eCl@ss 8.0	27440401
eCl@ss 9.0	27440401

ETIM

ETIM 3.0	EC001121
ETIM 4.0	EC002643
ETIM 5.0	EC002643

UNSPSC

UNSPSC 6.01	30211801
UNSPSC 7.0901	39121432
UNSPSC 11	39121432
UNSPSC 12.01	39121432
UNSPSC 13.2	39121432

Approvals

Approvals

Approvals

UL Recognized / IECCEB CB Scheme / VDE Zeichengenehmigung / EAC

Ex Approvals

Approvals submitted

Approval details

PCB terminal block - PLH 16/ 2-10 - 1770393

Approvals

UL Recognized

	B	C	D
mm ² /AWG/kcmil	18-6	18-6	18-6
Nominal current I _N	51 A	51 A	10 A
Nominal voltage U _N	300 V	150 V	300 V

IECEE CB Scheme

mm ² /AWG/kcmil	0.75-16
Nominal current I _N	76 A
Nominal voltage U _N	400 V

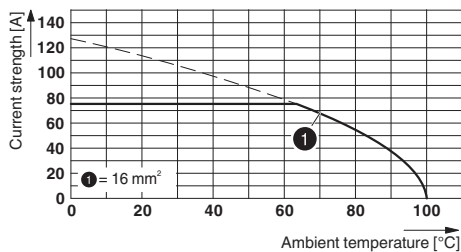
VDE Zeichengenehmigung

mm ² /AWG/kcmil	0.75-16
Nominal current I _N	76 A
Nominal voltage U _N	400 V

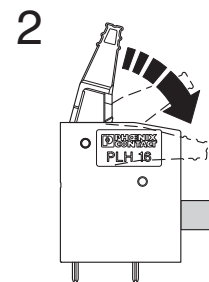
EAC

Drawings

Diagram



Functional drawing

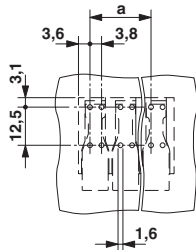


Type: PLH 16/...-10
 Tested in accordance with DIN EN 60512-5-2:2003-01
 No. of positions: 5

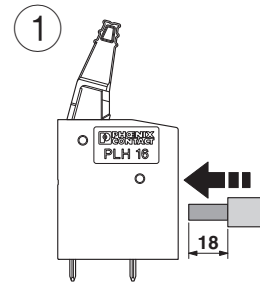
PCB terminal block - PLH 16/ 2-10 - 1770393

Conductor cross section: 16 mm²

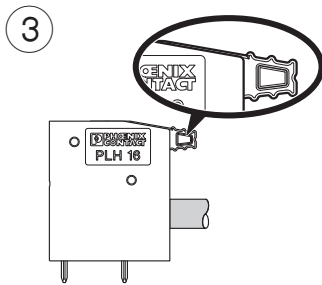
Drilling diagram



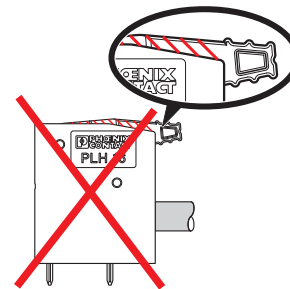
Functional drawing



Functional drawing



Functional drawing



Dimensional drawing

