

NEW

Fiber Unit **Build-in Lens** Series

GIGA Beam / Through-beam (M4)

E32-LT11/LT11R

~ Reduce Your Work Load ~


Build-in Lens High-power, Stable Detection Is the Standard for the Future!



GIGA Beam

Stable

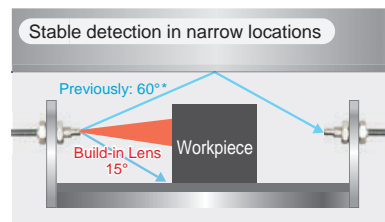
Long-term stable detection in dust environment



Approximately 10 times the light intensity of conventional models* High power achieves long-term stable detection.

* Compared to models without lenses.

Prevents false detection of light that is reflected off surrounding objects



Aperture angle of 15° greatly reduces false detection due to reflected light in narrow locations.

* Compared to models without lenses.

Build-in Lens

15°

High Power

Without lens
60°

Full scale

No Need to Ever Attach a Lens

Easy

Reduced work in selection and attachment



There is no need to select a combination with a lens or attach a lens delicately.

Reliable


No worries about losing a lens



There is no need to worry about a lens falling off and getting mixed with the workpieces or about ordering a new lens when one is lost.

Fiber Unit

Specifications

Type		Appearance (mm)	Bending radius of cable	Sensing distance (mm)			Optical axis diameter (minimum sensing object)	Models
Sensing direction	Aperture angle			Simple Fiber Amplifier Units (Simple Models) E3X-SD	Smart Fiber Amplifier Units (Advanced Models) E3X-HD			
					■ GIGA ■ HS	Other modes		
Top-view	15°		R25	2,100	4,000*	ST : 4,000*	2.3 dia. (0.1 dia.)	E32-LT11 2M
			Flexible, R1	1,800	2,700	SHS: 1,080		E32-LT11R 2M
				4,000*	ST : 3,500	SHS: 920		
				2,300				

* The optical fiber is 2 m long on each side, so the sensing distance is 4,000 mm.

Note. The mode of E3X-HD that is given under the sensing distances has the following mode names and response times.

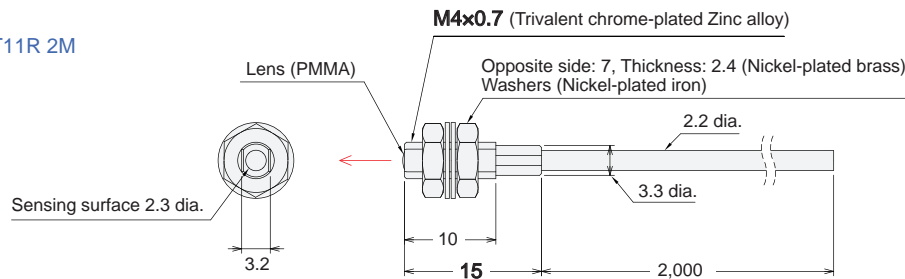
GIGA: GIGA Power Mode (16 ms), HS: High-speed Mode (250 μs), ST: Standard Mode (1 ms), and SHS: Super-high-speed Mode (NPN output: 50 μs, PNP output: 55 μs)

Installation Information

Models	Installation		Cable						Weight (packed state) (g)
	Ambient temperature	Tightening torque	Bending radius	Unbendable length	Tensile strength	Sheath material	Core material	Emitter/receiver differentiation	
E32-LT11 2M	-40 to 70°C	0.78N·m	R25	10	29.4N	Polyethylene	Plastic	None	40
E32-LT11R 2M			R1	0		Polyethylene			

Dimensions (mm)

E32-LT11 2M/E32-LT11R 2M
(Free Cutting)






E3X-HD Smart Fiber Amplifier Units



Easily Achieve the Highest Stability

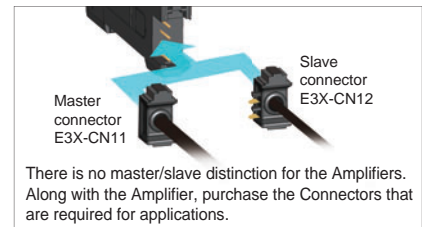


Fiber Amplifier Units

Type	Appearance	Connection method	Model	
			NPN output	PNP output
Standard		Pre-wired (2 m)	E3X-HD11 2M	E3X-HD41 2M
		Wire-saving connector	E3X-HD6	E3X-HD8
For Communication unit connection		Communication unit connector	E3X-HD0	

Wire-saving Connectors

Type	Appearance	Number of conductors	Model
Master connector		3	E3X-CN11
Slave connector		1	E3X-CN12



*Refer to Fiber Sensor Best Selection Catalog (E418).

OMRON Corporation Industrial Automation Company
Tokyo, JAPAN

Contact: www.ia.omron.com

Regional Headquarters

OMRON EUROPE B.V.
Sensor Business Unit
Carl-Benz-Str. 4, D-71154 Nufringen, Germany
Tel: (49) 7032-811-0/Fax: (49) 7032-811-199

OMRON ELECTRONICS LLC
One Commerce Drive Schaumburg,
IL 60173-5302 U.S.A.
Tel: (1) 847-843-7900/Fax: (1) 847-843-7787

OMRON ASIA PACIFIC PTE. LTD.
No. 438A Alexandra Road # 05-05/08 (Lobby 2),
Alexandra Technopark,
Singapore 119967
Tel: (65) 6835-3011/Fax: (65) 6835-2711

OMRON (CHINA) CO., LTD.
Room 2211, Bank of China Tower,
200 Yin Cheng Zhong Road,
PuDong New Area, Shanghai, 200120, China
Tel: (86) 21-5037-2222/Fax: (86) 21-5037-2200

Authorized Distributor:

© OMRON Corporation 2012 All Rights Reserved.
In the interest of product improvement,
specifications are subject to change without notice.

CSM_1_1_0812
Cat. No. **E425-E1-01**

Printed in Japan
0712 (0712) (W)