

## Support Grips


# Standard Duty Support

Offset Eye, Single Weave, Tin-Coated Bronze

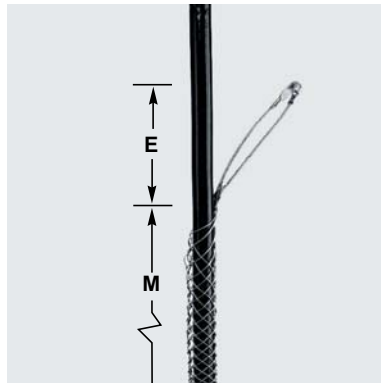


### IMPORTANT!

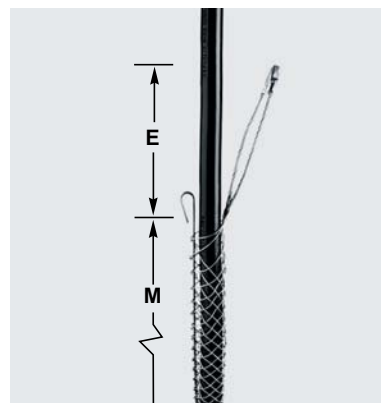
It is important that you read all breaking strength, safety and technical data relating to this product on pages T-43 through T-48.



Offset Eye, Closed Mesh



Offset Eye, Split Mesh, Lace Closing



Offset Eye, Split Mesh, Rod Closing

### Offset Eye, Closed Mesh\*

For permanent support when cable end is available to be installed through grip.

Cable Diameter Range Inches (cm)	Approx. Breaking Strength Lbs. (N)	E Inches (cm)	M Inches (cm)	Catalog Numbers
.50"-.62" (1.27-1.57)	500 (2,224)	4" (10.16)	10" (25.40)	<b>02201037</b>
.63"-.74" (1.60-1.88)	750 (3,336)	4" (10.16)	10" (25.40)	<b>02201038</b>
.75"-.99" (1.90-2.51)	950 (4,226)	4" (10.16)	13" (33.02)	<b>02201039</b>
1.00"-1.24" (2.54-3.15)	1,500 (6,672)	5" (12.70)	14" (35.56)	<b>02201041</b>
1.25"-1.49" (3.17-3.78)	1,500 (6,672)	5" (12.70)	15" (38.10)	<b>02201042</b>
1.50"-1.74" (3.81-4.42)	1,500 (6,672)	5" (12.70)	17" (43.18)	<b>02201043</b>
1.75"-1.99" (4.44-5.05)	2,000 (8,896)	6" (15.24)	19" (48.26)	<b>02201044</b>
2.00"-2.49" (5.08-6.32)	3,100 (13,789)	9" (22.86)	21" (53.34)	<b>02201045</b>
2.50"-2.99" (6.35-7.59)	3,100 (13,789)	9" (22.86)	23" (58.42)	<b>02201046</b>
3.00"-3.49" (7.62-8.86)	3,800 (16,902)	11" (27.94)	25" (63.50)	<b>02201047</b>
3.50"-3.99" (8.89-10.13)	3,800 (16,902)	11" (27.94)	27" (68.58)	<b>02201048</b>

### Offset Eye, Split Mesh, Lace Closing\*

For permanent support when cable end is not available.

Cable Diameter Range Inches (cm)	Approx. Breaking Strength Lbs. (N)	E Inches (cm)	M Inches (cm)	Catalog Numbers
.50"-.62" (1.27-1.57)	500 (2,224)	4" (10.16)	10" (25.40)	<b>02202037</b>
.63"-.74" (1.60-1.88)	750 (3,336)	4" (10.16)	10" (25.40)	<b>02202038</b>
.75"-.99" (1.90-2.51)	950 (4,226)	4" (10.16)	13" (33.02)	<b>02202039</b>
1.00"-1.24" (2.54-3.15)	1,500 (6,672)	5" (12.70)	14" (35.56)	<b>02202041</b>
1.25"-1.49" (3.17-3.78)	1,500 (6,672)	5" (12.70)	15" (38.10)	<b>02202042</b>
1.50"-1.74" (3.81-4.42)	1,500 (6,672)	5" (12.70)	17" (43.18)	<b>02202043</b>
1.75"-1.99" (4.44-5.05)	2,000 (8,896)	6" (15.24)	19" (48.26)	<b>02202044</b>
2.00"-2.49" (5.08-6.32)	2,150 (9,563)	9" (22.86)	21" (53.34)	<b>02202045</b>
2.50"-2.99" (6.35-7.59)	2,150 (9,563)	9" (22.86)	23" (58.42)	<b>02202046</b>
3.00"-3.49" (7.62-8.86)	3,800 (16,902)	11" (27.94)	25" (63.50)	<b>02202047</b>
3.50"-3.99" (8.89-10.13)	3,800 (16,902)	11" (27.94)	27" (68.58)	<b>02202048</b>

### Offset Eye, Split Mesh, Rod Closing\*

For support when cable end is not available.

Cable Diameter Range Inches (cm)	Approx. Breaking Strength Lbs. (N)	E Inches (cm)	M Inches (cm)	Catalog Numbers
.50"-.62" (1.27-1.57)	500 (2,224)	4" (10.16)	7" (17.78)	<b>02203037</b>
.63"-.74" (1.60-1.88)	750 (3,336)	4" (10.16)	9" (22.86)	<b>02203038</b>
.75"-.99" (1.90-2.51)	950 (4,226)	4" (10.16)	10" (25.40)	<b>02203039</b>
1.00"-1.24" (2.54-3.15)	1,500 (6,672)	5" (12.70)	12" (30.48)	<b>02203041</b>
1.25"-1.49" (3.17-3.78)	1,500 (6,672)	5" (12.70)	14" (35.56)	<b>02203042</b>
1.50"-1.74" (3.81-4.42)	1,500 (6,672)	5" (12.70)	15" (38.10)	<b>02203043</b>
1.75"-1.99" (4.44-5.05)	2,000 (8,896)	6" (15.24)	16" (40.64)	<b>02203044</b>
2.00"-2.49" (5.08-6.32)	3,100 (13,789)	9" (22.86)	19" (48.26)	<b>02203045</b>
2.50"-2.99" (6.35-7.59)	3,100 (13,789)	9" (22.86)	20" (50.80)	<b>02203046</b>
3.00"-3.49" (7.62-8.86)	4,300 (19,126)	11" (27.94)	21" (53.34)	<b>02203047</b>
3.50"-3.99" (8.89-10.13)	4,900 (21,795)	11" (27.94)	21" (53.34)	<b>02203048</b>

E-Eye length

M-Mesh length at nominal diameter

\* Change catalog number from 022 to 024 for stainless steel. Consult factory for availability.