

Electromechanical Relays

Hasco Component's electromechanical relays range from less than an amp to 80 amps. Hasco's relays are UL and CSA with some TUV ratings. All relays have DC coils and many have an AC coil. They come sealed for wave soldering and washing thereby allowing the relays to be put on any assemble line. There are surface mount low current relays available as well.


SPDT—BAS/BS./SC SINGLE BUTTON CONTACT 2.0 AMP, 5.0 AMP

FEATURES

- FCC Pt 68
- Small Package
- Fully sealed

File E75887

File LR49291



COIL RATINGS FOR STANDARD MODEL

Relay Codes		Contact Arrangement	Nom. Volt. (V)	Coil Resist. (Ohms +/-10%)	Nom. Curr. (mA)	Pick-Up Volt. (V)	Drop-Out Volt. (V)	Max. Volt. (V)	Nom. Pwr (W) Consumption
2 Amp	5 Amp	2 Amp							
BAS-111-3	BAS-511-3	SC-111-3	3	20	150	2.1	0.3	3.3	
BAS-111-5	BAS-511-5	SC-111-5	5	56	89.3	3.5	0.5	5.5	
BAS-111-6	BAS-511-6	SC-111-6	6	80	75	4.2	0.6	6.6	
BAS-111-9	BAS-511-9	SC-111-9	9	180	50	6.3	0.9	9.9	Approx. 0.45
BAS-111-12	BAS-511-12	SC-111-12	12	320	37.5	8.4	1.2	13.2	
BAS-111-24	BAS-511-24	SC-111-24	24	1280	18.8	16.8	2.4	26.4	
BAS-111-48	BAS-511-48	SC-111-48	48	5120	9.4	33.6	4.8	52.8	

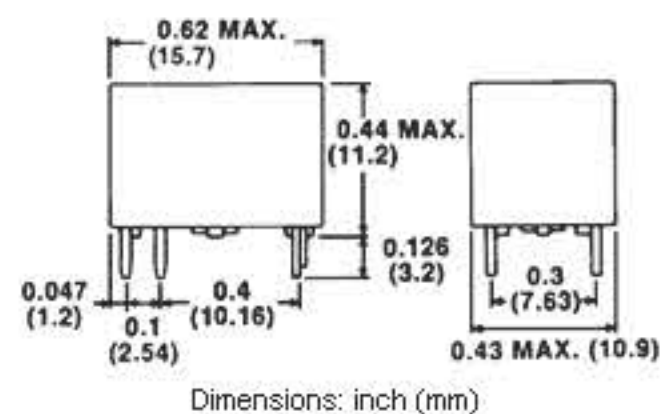
COIL RATINGS FOR SENSITIVE MODEL

Relay Codes		Contact Arrangement	Nom. Volt. (V)	Coil Resist. (Ohms +/-10%)	Nom. Curr. (mA)	Pick-Up Volt. (V)	Drop-Out Volt. (V)	Nom. Max. Volt. (V)	Pwr (W) Consumption
2 Amp	2 Amp								
BS-211-3	SC-211-3		3	45	66.7	2.1	0.3	4.8	
BS-211-5	SC-211-5		5	120	41.7	3.5	0.5	8.0	
BS-211-6	SC-211-6	SPDT	6	180	33.3	4.2	0.6	9.6	Approx. 0.20
BS-211-9	SC-211-9	(1 Form C)	9	400	22.5	6.3	0.9	14.4	
BS-211-12	SC-211-12		12	700	17.1	8.4	1.2	19.2	
BS-211-24	SC-211-24		24	2800	8.6	16.8	2.4	38.4	

RATING PERFORMANCE

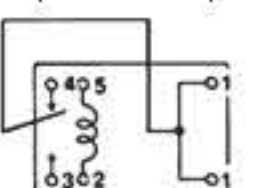
	Specifications	Note
Coil	Nominal Voltage	3, 5, 6, 9, 12, 24, 48 VDC
	Nominal Power Consumption	0.45W
	Pick-up Voltage	70% of nominal voltage
	Drop-out Voltage	10% of nominal voltage
	Contact Arrangement	SPDT, 1 Form C
Contact	Contact Material	SC111 SC211 BAS 111 Silver BS 211 BAS 511 Silver-Cadmium Oxide
	Contact Resistance	Max. 100 mOhms at initial value
	Max. Switching Power	DC 30W/AC 60 VA
	Max. Switching Volt.	60 VDC/120 VAC at resistive load
	Max. Switching Current	2A DC/AC BAS BS, SC 5A DC/AC BAS 511
Time	Operate Time	Approx. 2 mS at nominal voltage
	Release Time	Approx. 1 mS
	Bounce Time (Operating)	Max. 2 mS no bounce in break contact
	Bounce Time (Releasing)	Max. 7 mS no bounce in make contact
Insulation Resistance	Min. 100 M Ohms	at 500 VDC
Dielectric Strength	1000 VAC	1 minute
Vibration Resistance	1.5 mm DA 10 ~ 55 Hz	
Temperature Range	-25°C ~ +55°C	
Life	Mechanical Life	500 x 10 ⁴ times
	Electrical Life	50 x 10 ⁴ times at 24 VDC, 1A resistive load
		10 x 10 ⁴ times at 120 VAC, 0.5A, resistive load
Weight	Approx. 4 g	

DIMENSIONS

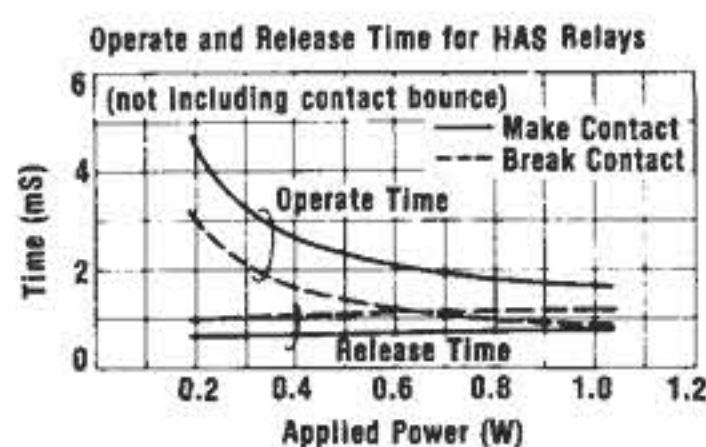
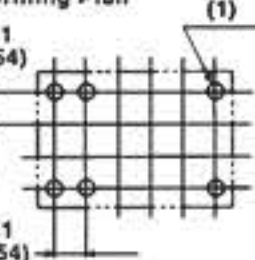


BAS/BS Series

Internal Connections (Bottom View)

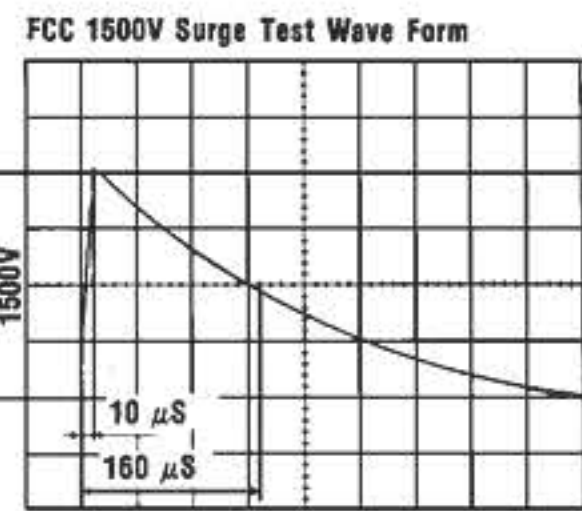
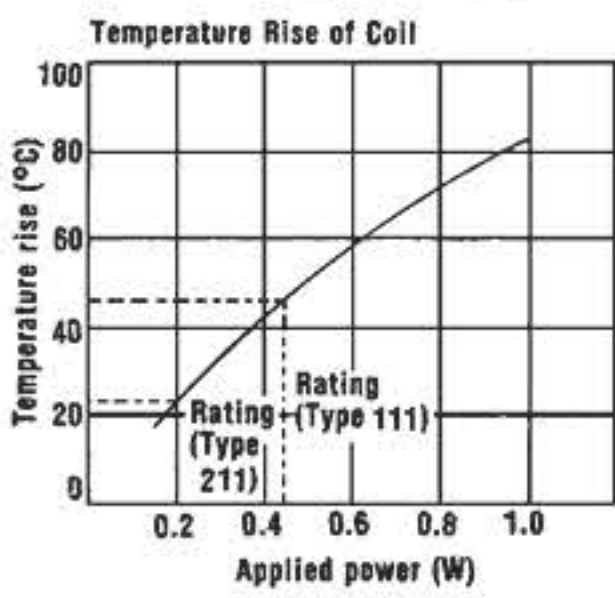
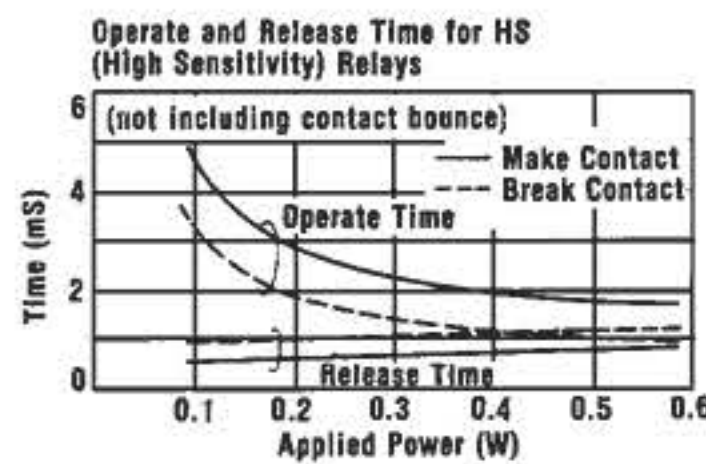
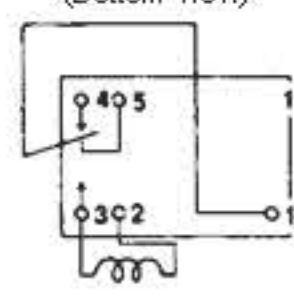


Drilling Plan 6-Ø 0.039 hole (1)



SC Series

Internal Connections (Bottom View)



PART NUMBERS

BAS11DC3	BAS511DC3	SC111DC48
BAS11DC5	BAS511DC5	SC211DC3
BAS11DC6	BAS511DC6	SC211DC5
BAS11DC9	BAS511DC9	SC211DC6
BAS11DC12	BAS511DC12	SC211DC9
BAS11DC18	BAS511DC18	SC211DC12
BAS11DC24	BAS511DC24	SC211DC18
BAS11DC48	BAS511DC48	SC211DC24
BS211DC3	SC111DC3	
BS211DC5	SC111DC5	
BS211DC6	SC111DC6	
BS211DC9	SC111DC9	
BS211DC12	SC111DC12	
BS211DC18	SC111DC18	
BS211DC24	SC111DC24	