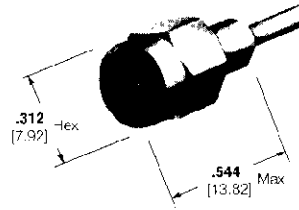


SMA Connectors for Semi-Rigid Cable (Continued)

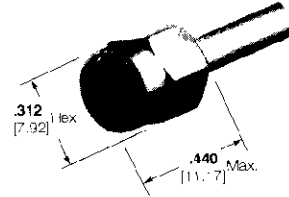
Plugs, Compression Crimp (Continued)

Materials and Finishes (See page 106)

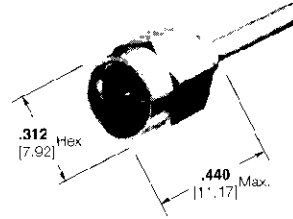
Plug with Center Contact



Short Plug with Center Contact



Plug with Retractable Collar



Connector Cable Range Selection Code ¹	RG/U Cable	Connector Configuration	Frequency Max.	Body Finish	Part No.	Connector Part Numbers*				Tooling Part Numbers				
						Category B		Category F		Hand Tool Kit No. 59981-1		Pneumatic Tool No. 58318-1		
						M39012/ Military No.	AMP Part No.	M39012/ Military No.	AMP Part No.	Die Set (M22520/)	Locator (M22520/)	Die Set ⁴	Locator	
P	4C5 Semi-Rigid/ .086 (2.18)	Plug with Center Contact	18 GHz	Passivated Gold Plated	— 228639-2	7983103 —	227868-1 —	79-3507 —	228639-1 —	312253-2 (36-02)	220221-2 (36-04)	3 3719-1	308075-2	
		Plug with Center Contact & Safety Wire Holes	18 GHz	Passivated	—	7933003	227868-3	79-3207	228639-3	312253-2 (36-02)	220221-2 (36-04)	313719-1	308075-2	
				Gold Plated	228639-4	—	—	—	—	—	—	—	—	—
		Short Plug with Center Contact	18 GHz	Passivated	—	—	—	—	—	—	3 3713-1 ³	220221-3	313719-1	313123-1 ³
				Gold Plated	221447-1¹	—	—	—	—	—	—	—	—	—
		Short Plug with Center Contact & Safety Wire Holes	26.5 GHz Environmentally Sealed	Passivated	—	—	221812-1	—	—	—	313113-1 ³	220221-3	313719-1	313123-1 ³
				Gold Plated	221447-3	—	—	—	—	—	—	—	—	—
Short Plug with Center Contact & Retractable Collar	18 GHz	Passivated	—	—	221447-4	—	—	—	313113-1 ³	220221-3	313719-1	313123-1 ³		
		Gold Plated	221812-2	—	—	—	—	—	—	—	—	—	—	
—	—	Short Plug with Center Contact & Retractable Collar	18 GHz	Passivated	221447-5	—	—	—	313113-1 ³	220221-3	313719-1	313123-1 ³		

¹Refer to pages 14 and 15 for code specifications.
²Meets or exceeds Air Force Drawing.

³Not included in Hand Tool Kit No. 59981-1; must be purchased separately.

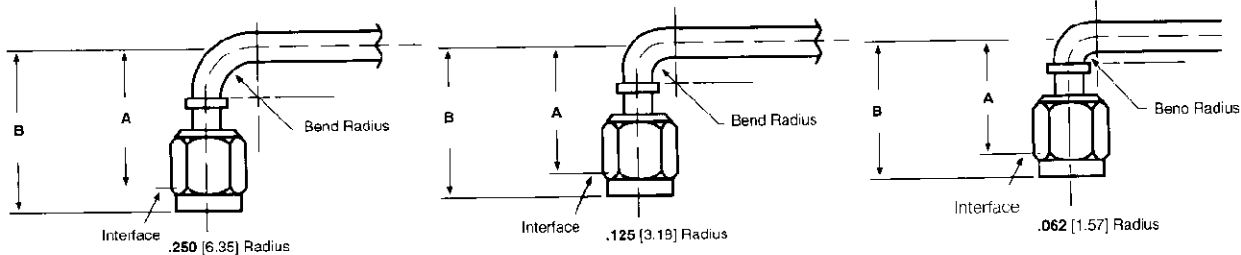
⁴Die Set No. 312253-2 also may be used; consult AMP Incorporated for straight cable length requirements.

⁵Not included with Pneumatic Tool No. 58318-1; must be purchased separately.

*Consult latest issue of MIL-C-39012 and QPL for current military dash numbers.

Right-Angle Bend Specifications

(See page 156 for tooling)



Semi-Rigid Cable	SMA Plugs		Dimensions					
	Configuration	Part No.	.250 [3.18] Radius		.125 [3.18] Radius		.062 [1.57] Radius	
			A	B	A	B	A	B
RG-402/U (.141 [3.58] O.D.)	Plugs without Center Contact	227531-1 228635-1 thru -4	.578 4.68	.713 18.11	.453 11.51	.588 14.94	—	—
	Plugs with Center Contact	227743-1 228634-1 thru -4	.755 19.18	.890 22.61	.630 16.00	.765 19.43	—	—
RG-405/L (.086 [2.18] O.D.)	Plugs with Center Contact	227868-1 & -3 228639-1 thru -4	—	—	.603 15.32	.738 18.75	.540 13.72	.675 17.15
	Short Plugs with Center Contact	221447-1 thru -4	—	—	.500 12.70	.625 15.00	.437 11.10	.562 14.27

SMA Connectors for Semi-Rigid and Flexible Cable