

### Electronics

### Right-Angle, PCB Receptacles, Series 109, Standard Density Connectors (MIL Qualified)

#### Material and Finish:

**Shell** — Steel, cadmium plated

**Insert and Post Spacer** — Approved material per MIL-DTL-24308

#### Contacts —

**Socket Body** — Copper alloy with .000050 [0.00127] min. gold plate over .000050 [0.00127] min. nickel underplate

**Mating Area** — Copper alloy with .000050 [0.00127] min. gold plate over .000050 [0.00127] min. nickel underplate

#### Related Product Data:

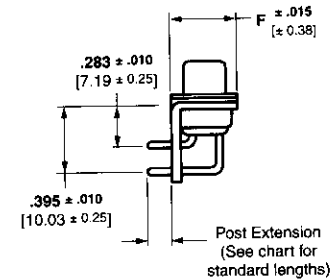
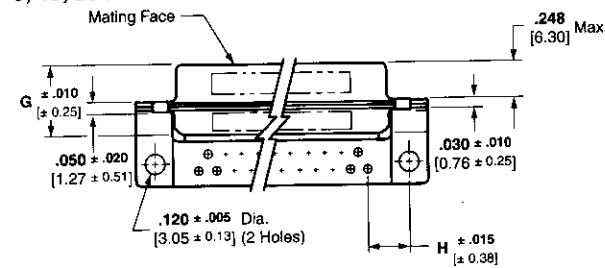
**Cavity Identification** — page 5101

**Mounting, Mating Specifications** — page 5143

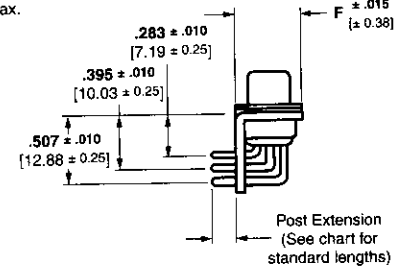
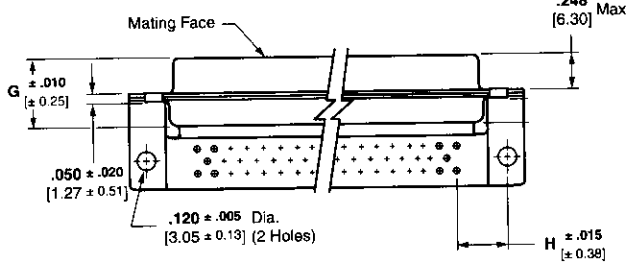
**Accessories** — pages 5148-5150

**PCB Layouts** — See page 5144 or AMP customer drawing.

#### 9, 15, 25 and 37 Positions

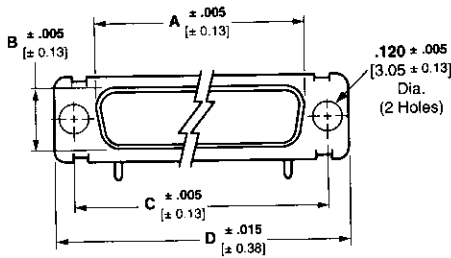


#### 50 Positions



#### Receptacle Assemblies

No. of Contact Pos. (Shell Size)	Dimensions						
	A (Outside)	B (Outside)	C	D	F	G	H
9 (1)	.643 16.33	.311 7.9	.984 24.99	1.213 30.81	.494 12.55	.429 10.97	.276 7.01
15 (2)	.971 24.66	.311 7.9	1.312 33.32	1.541 39.14	.494 12.55	.429 10.97	.278 7.06
25 (3)	1.511 38.38	.311 7.9	1.852 47.04	2.088 53.04	.494 12.55	.429 10.97	.274 6.96
37 (4)	2.159 54.84	.311 7.9	2.500 63.5	2.729 69.32	.494 12.55	.429 10.97	.272 6.91
50 (5)	2.064 52.43	.423 10.74	2.406 61.11	2.635 66.93	.605 15.37	.429 10.97	.333 8.46



#### Receptacle Assemblies — .030 [0.76] Post Dia.

Shell Size	No. Pos.	Post Ext. ±.020 [±0.51]	Military Part No. M24308/	AMP Part No.
1	9	.125 3.18	23-25F	1218434-1
2	15	.125 3.18	23-26F	1218434-2
3	25	.125 3.18	23-27F	1218434-3
4	37	.125 3.18	23-28F	1218434-4
5	50	.125 3.18	23-29F	1218434-5
1	9	.156 3.96	23-31F	1218408-1
2	15	.156 3.96	23-32F	1218408-2
3	25	.156 3.96	23-33F	1218408-3
4	37	.156 3.96	23-34F	1218408-4
5	50	.156 3.96	23-35F	1218408-5
1	9	.188 4.78	23-49F	1218437-1
2	15	.188 4.78	23-50F	1218437-2
3	25	.188 4.78	23-51F	1218437-3
4	37	.188 4.78	23-52F	1218437-4
5	50	.188 4.78	23-53F	1218437-5

#### Receptacle Assemblies — .040 [1.02] Post Dia.

Shell Size	No. Pos.	Post Ext. ±.020 [±0.51]	Military Part No. M24308/	AMP Part No.
1	9	.125 3.18	23-37F	1218435-1
2	15	.125 3.18	23-38F	1218435-2
3	25	.125 3.18	23-39F	1218435-3
4	37	.125 3.18	23-40F	1218435-4
5	50	.125 3.18	23-41F	1218435-5
1	9	.156 3.96	23-43F	1218436-1
2	15	.156 3.96	23-44F	1218436-2
3	25	.156 3.96	23-45F	1218436-3
4	37	.156 3.96	23-46F	1218436-4
5	50	.156 3.96	23-47F	1218436-5
1	9	.188 4.78	23-55F	1218438-1
2	15	.188 4.78	23-56F	1218438-2
3	25	.188 4.78	23-57F	1218438-3
4	37	.188 4.78	23-58F	1218438-4
5	50	.188 4.78	23-59F	1218438-5

Note: The suffix "F" on M24308 part numbers designates cadmium shell plating.