

# Board to Board Connectors

## CHAMP 050 Series Connectors—Series II

### For Wire to Board Connection/Board Application Side

#### Horizontal Mount Type Receptacle Header Assemblies With Retention Leg

#### Material and Finish:

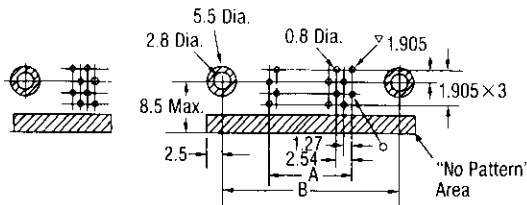
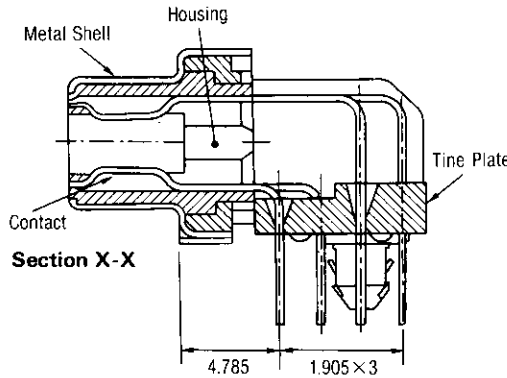
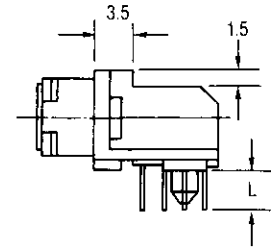
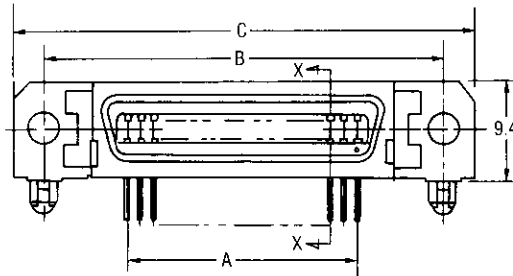
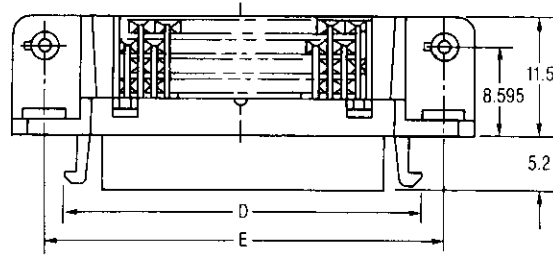
Housing, Tine Plate—  
UL94V-0 rated, thermoplastic, black

Die Cast Housing—Nickel-plated Zinc die cast

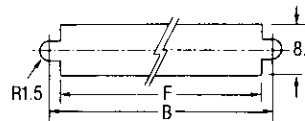
Metal Shell—Steel, nickel over underplated copper

Contact—Copper Alloy, 0.3 $\mu$ m or 0.76 $\mu$ m min. selective gold on contact area tin-lead or tin on tine area, with underplated nickel

Retention Leg—Copper Alloy, tin-lead or tin over underplated nickel



PC Board Layout



Panel Cutout

No. of Pos.	Dimensions						Part Number					
	A	B	C	D	E	F	L=2.2		L=3.1		L=3.9	
							0.3 $\mu$ m gold	0.76 $\mu$ m gold	0.3 $\mu$ m gold	0.76 $\mu$ m gold	0.3 $\mu$ m gold	0.76 $\mu$ m gold
14	7.62	23.64	29.5	19.6	23.64	19.90	—	178238-1	2-178238-1	178239-1	2-178239-1	
20	11.43	27.45	33.4	23.5	27.45	23.80	178240-2	178238-2	2-178238-2	178239-2	2-178239-2	
26	15.24	31.26	37.2	27.3	31.26	27.60	—	178238-4	2-178238-4	178239-4	2-178239-4	
36	21.59	37.61	43.5	33.6	37.61	33.90	—	178238-5	2-178238-5	178239-5	2-178239-5	
50	30.48	46.50	52.4	42.5	46.50	42.80	—	178238-7	2-178238-7	178239-7	2-178239-7	
68	41.91	57.93	63.8	53.9	57.93	54.20	—	178238-8	2-178238-8	178239-8	2-178239-8	
80	49.53	65.55	71.5	61.6	65.55	61.90	—	1-178238-0	3-178238-0	1-178239-0	3-178239-0	
100	62.23	78.25	84.2	74.3	78.25	74.60	—	178238-9	2-178238-9	178239-9	2-178239-9	