



Series 800 Vertisockets™ Horizontal Mounting with Collet Contacts

FEATURES:

- Aries offers a full line of Vertisockets™ for DIP packaging of LEDs, incandescent lamps, DIP switches, test points, etc. The variations of mounting positions provide exceptional design freedom.
- Accepts standard LEDs and incandescent displays as well as .500 [21.70] and .600 [15.24] high large displays.

SPECIFICATIONS:

- Standard body material is black UL 94V-0 Glass-filled 4/6 Nylon.
- Spacer is fishpaper (sockets with "X"=.300 [7.62] only).
- Pin body is Brass Alloy 360 1/2 hard per UNS C36000 ASTM-B16-00.
- Pin body plating is either 200μ [5.07 μm] min. 93/7 Tin/Lead per ASTM B545 or 200μ [5.07 μm] Tin per ASTM B545 Type 1 over 100μ [2.54 μm] min. Nickel per SAE-AMS-QQ-N-290.
- 4-fingered collet contact is Beryllium Copper Alloy per UNS C17200 ASTM-B194-01.
- Contact plating is 30μ [7.6 μm] min. Gold per MIL-G-45204 over 50μ [1.27 μm] min. Nickel per SAE-AMS-QQ-N-290.
- Accepts leads .015-.025 [.38-.64] in diameter, .110-.150 [2.79-3.81] in length.
- Contact current rating=3 Amps.
- Operating temperature= -67°F to 221°F [-55°C to 105°C].
- Insertion Force=180 grams/pin; Withdrawal Force=90 grams/pin; Normal Force=140 grams/pin; (based on a .018 [.46] diameter test lead).

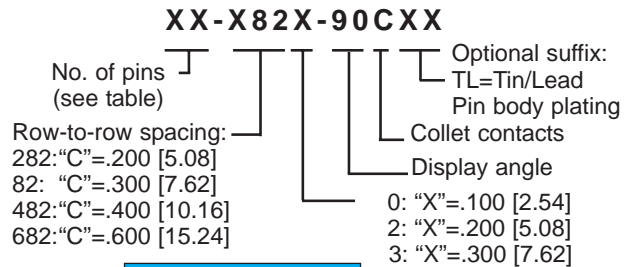
MOUNTING CONSIDERATIONS:

- Suggested PCB Hole Size=.035 ± .002 [.89 ± .05] dia.



Note: Aries specializes in custom design and production. In addition to the standard products shown on this page, special materials, platings, sizes, and configurations can be furnished, depending on quantities. Aries reserves the right to change product specifications without notice.

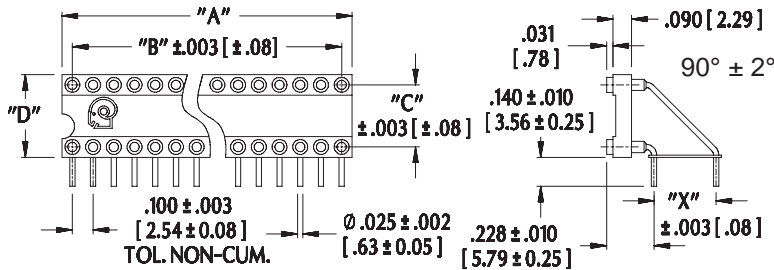
ORDERING INFORMATION



ALL DIMENSIONS: INCHES [MILLIMETERS]

All tolerances ± .005 [.13] unless otherwise specified

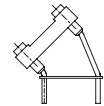
"A"=NO. OF PINS PER ROW X .100 [2.54]
 "B"=(NO. OF PINS PER ROW - 1) X .100 [2.54]



Consult factory for non-standard sizes

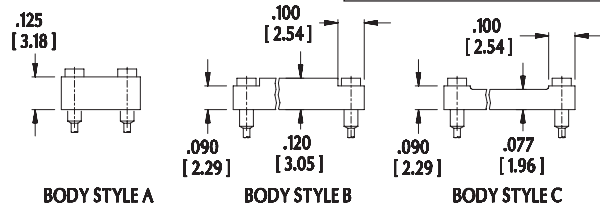
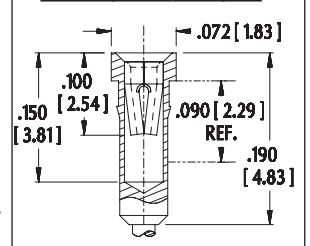
Centers "C"	Dim. "D"	Body Style	Available Sizes
.200 [5.08]	.300 [7.62]	A	6 thru 10
.300 [7.62]	.400 [10.16]	C	6 thru 20
		B	22 thru 40
.400 [10.16]	.500 [12.70]	C	6 thru 22
.600 [15.24]	.700 [17.78]	C	6 thru 40
		B	42 thru 48

Consult Data Sheet No. 13004 for Vertical Mounting Vertisockets™.



Consult factory for other display angles

CONTACT DETAIL



ARIES
ELECTRONICS, INC.

http://www.arieselec.com • info@arieselec.com

NORTH AMERICA
 Frenchtown, NJ USA
 TEL: (908) 996-6841
 FAX: (908) 996-3891



EUROPE
 TEL: +44 870 240 0249
 FAX: +44 871 919 6033
 europe@arieselec.com



13005
REV.F