

**SUPER FAST
GLASS PASSIVATED RECTIFIERS**

REVERSE VOLTAGE - **200** Volts
FORWARD CURRENT - **1.0** Ampere

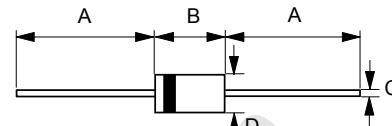
FEATURES

- Glass passivated chip
- Super fast switching time for high efficiency
- Low forward voltage drop and high current capability
- Low reverse leakage current
- Plastic material has UL flammability classification 94V-0

MECHANICAL DATA

- Case : JEDEC DO-41 molded plastic
- Polarity : Color band denotes cathode
- Weight : 0.012 ounces, 0.34 grams
- Mounting position : Any

DO-41



DO-41		
Dim.	Min.	Max.
A	25.4	-
B	4.10	5.20
C	0.71 \varnothing	0.86 \varnothing
D	2.00 \varnothing	2.70 \varnothing
All Dimensions in millimeter		

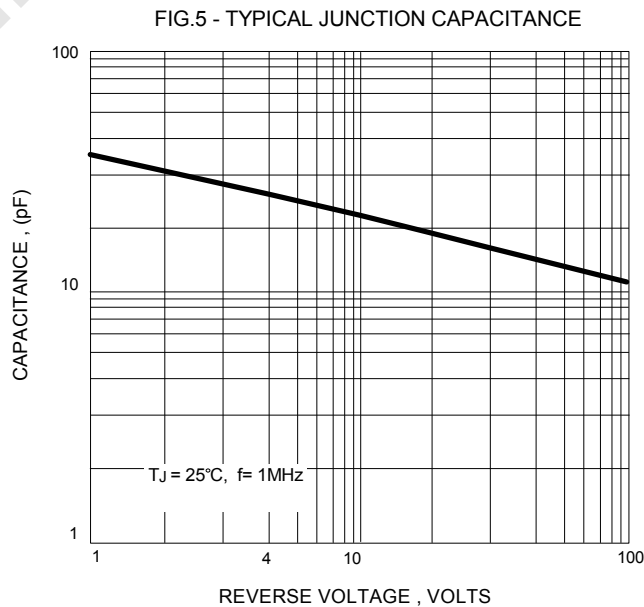
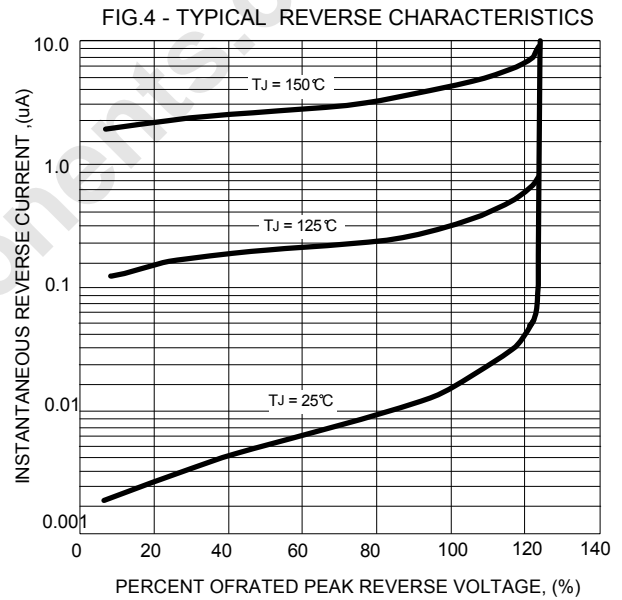
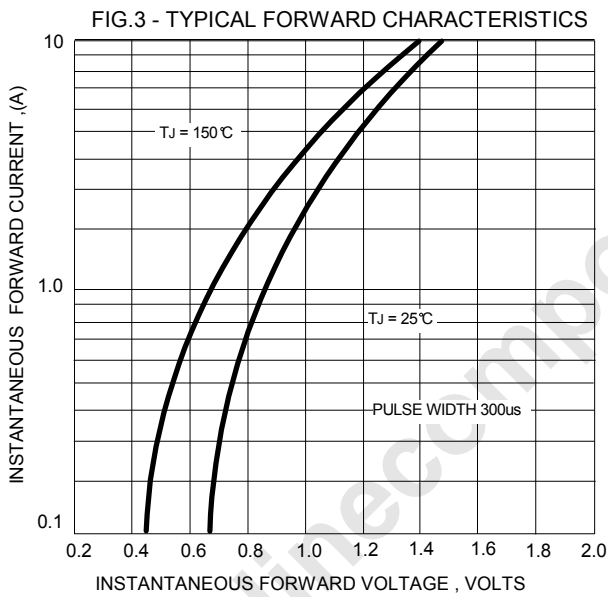
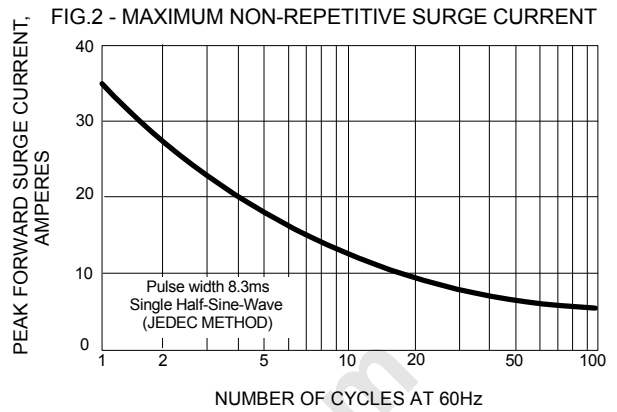
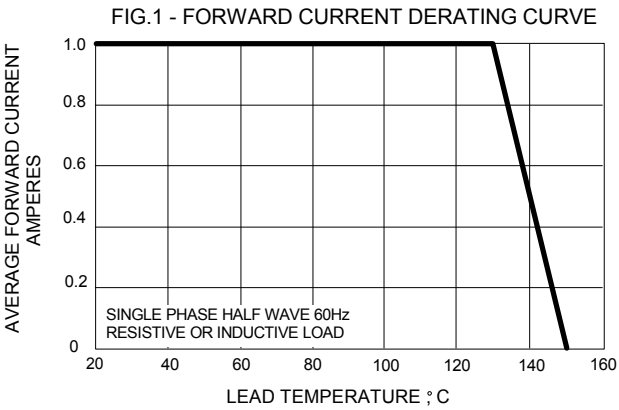
MAXIMUM RATINGS AND ELECTRICAL CHARACTERISTICS

Ratings at 25°C ambient temperature unless otherwise specified.

CHARACTERISTICS	SYMBOL	MUR120	UNIT
Maximum Recurrent Peak Reverse Voltage	VRRM	200	V
Maximum RMS Voltage	VRMS	140	V
Maximum DC Blocking Voltage	VDC	200	V
Maximum Average Forward Rectified Current @TL=130°C	I(AV)	1.0	A
Peak Forward Surge Current 8.3ms single half sine-wave super imposed on rated load (JEDEC Method)	IFSM	35	A
Maximum forward Voltage at IF 1.0A DC @TJ=25°C @TJ=150°C	VF	0.875 0.710	V
Maximum DC Reverse Current at Rated DC Blocking Voltage @TJ=25°C @TJ=150°C	IR	2 50	uA
Reverse Recovery Time (Note 1)	TRR	25	ns
Typical Junction Capacitance (Note 2)	CJ	27	pF
Typical Thermal Resistance (Note 3)	RθJL	50	°C/W
Operating Temperature Range	TJ	-55 to +150	°C
Storage Temperature Range	TSTG	-55 to +150	°C

NOTES : 1.Measured with IF=0.5A,IR=1A,IRR=0.25A.
2.Measured at 1.0MHz and applied reverse voltage of 4.0V DC.
3.Thermal Resistance Junction to Lead.

REV. 1, Sep-2010, KDGC03



Important Notice and Disclaimer

LSC reserves the right to make changes to this document and its products and specifications at any time without notice. Customers should obtain and confirm the latest product information and specifications before final design, purchase or use.

LSC makes no warranty, representation or guarantee regarding the suitability of its products for any particular purpose, nor does LSC assume any liability for application assistance or customer product design. LSC does not warrant or accept any liability with products which are purchased or used for any unintended or unauthorized application.

No license is granted by implication or otherwise under any intellectual property rights of LSC.

LSC products are not authorized for use as critical components in life support devices or systems without express written approval of LSC.