

**SURFACE MOUNT
SCHOTTKY BARRIER RECTIFIERS**

REVERSE VOLTAGE - 70 to 100 Volts
FORWARD CURRENT - 3.0 Amperes

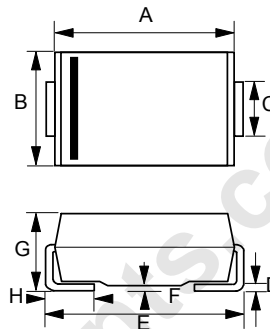
FEATURES

- For surface mounted applications
- Metal-Semiconductor junction with guardring
- Epitaxial construction
- Very Low forward voltage drop
- High current capability
- Plastic material has UL flammability classification 94V-0
- For use in low voltage, high frequency inverters, free wheeling, and polarity protection applications

MECHANICAL DATA

- Case : Molded plastic
- Polarity : Color band denotes cathode
- Weight : 0.007 ounces, 0.21 grams

SMC



SMC		
DIM.	MIN.	MAX.
A	6.60	7.11
B	5.59	6.22
C	2.92	3.18
D	0.15	0.31
E	7.75	8.13
F	0.05	0.20
G	2.01	2.50
H	0.76	1.52

All Dimensions in millimeter

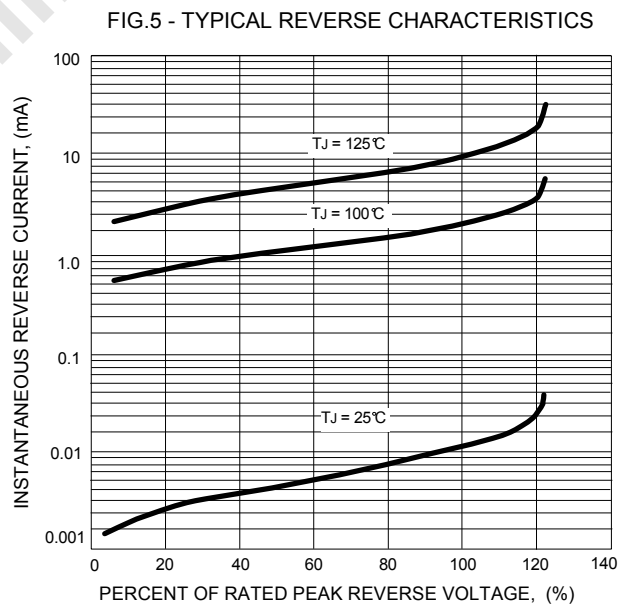
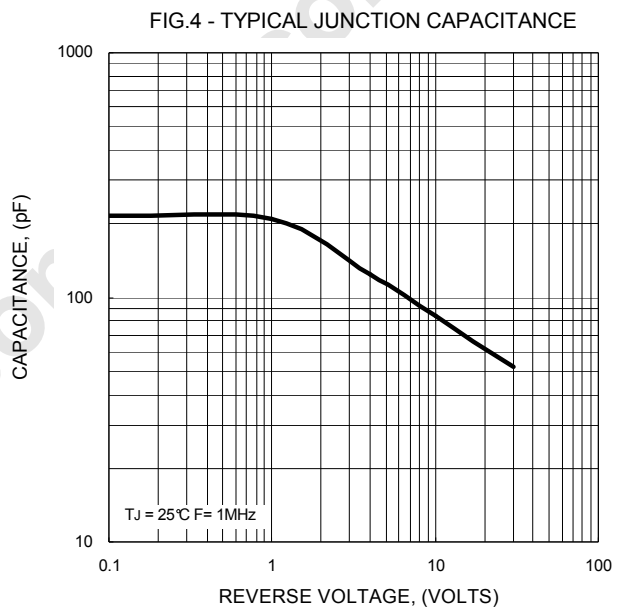
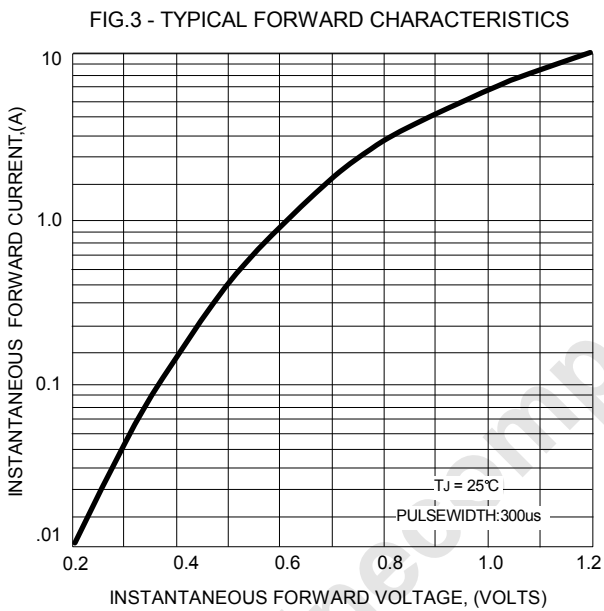
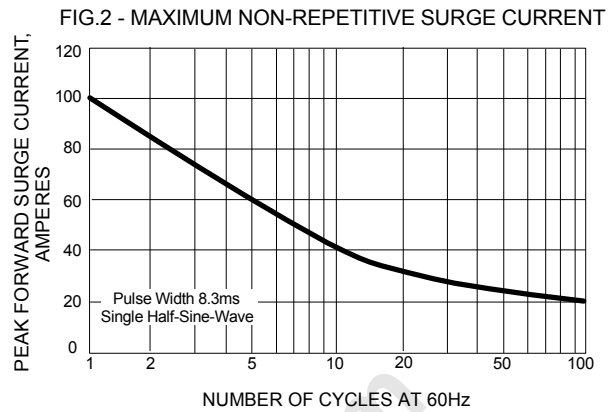
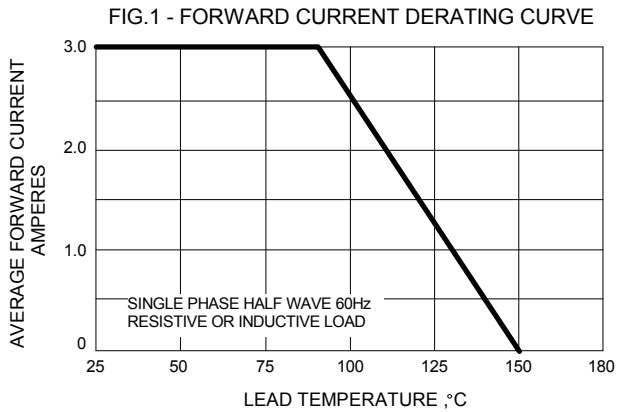
MAXIMUM RATINGS AND ELECTRICAL CHARACTERISTICS

Ratings at 25°C ambient temperature unless otherwise specified.

CHARACTERISTICS	SYMBOL	B370	B380	B390	B3100	UNIT
Maximum Recurrent Peak Reverse Voltage	VRRM	70	80	90	100	V
Maximum RMS Voltage	VRMS	49	56	63	70	V
Maximum DC Blocking Voltage	VDC	70	80	90	100	V
Maximum Average Forward Rectified Current @TL = 90°C	I(AV)	3.0				A
Peak Forward Surge Current 8.3ms single half sine-wave super imposed on rated load	IFSM	100				A
Maximum Forward Voltage at 3.0A DC @TJ = 25°C @TJ = 100°C	VF	0.79 0.69				V
Maximum DC Reverse Current at Rated DC Blocking Voltage @TJ = 25°C @TJ = 100°C	IR	0.5 20				mA
Typical Junction Capacitance (Note 1)	CJ	125				pF
Typical Thermal Resistance (Note 2)	ReJL	12				°C/W
Operating Temperature Range	TJ	-55 to +150				°C
Storage Temperature Range	TSTG	-55 to +150				°C

NOTES : 1. Measured at 1.0MHz and applied reverse voltage of 4.0V DC.
2. Thermal Resistance Junction to Lead.

REV. 6, Oct-2010, KSHC02



Important Notice and Disclaimer

LSC reserves the right to make changes to this document and its products and specifications at any time without notice. Customers should obtain and confirm the latest product information and specifications before final design, purchase or use.

LSC makes no warranty, representation or guarantee regarding the suitability of its products for any particular purpose, nor does LSC assume any liability for application assistance or customer product design. LSC does not warrant or accept any liability with products which are purchased or used for any unintended or unauthorized application.

No license is granted by implication or otherwise under any intellectual property rights of LSC.

LSC products are not authorized for use as critical components in life support devices or systems without express written approval of LSC.