

Data Sheet

PR043xxVBBN

Page 1/5

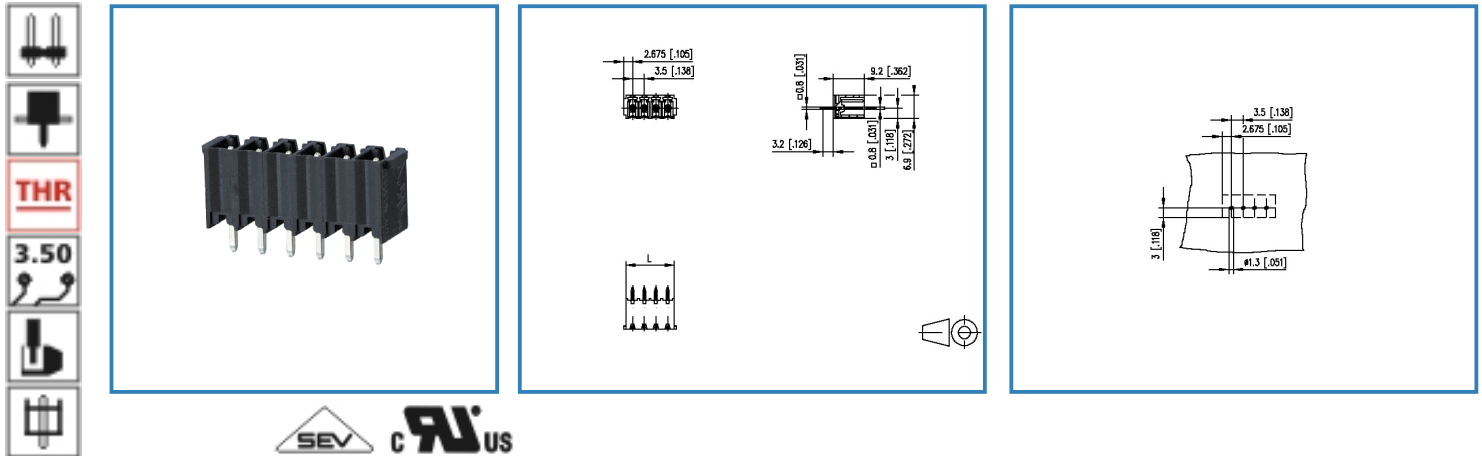
P/N

311891xx

xx=number of poles

2014/01/27

Illustration



see enlarged drawing at the end of the document

Product specification

- pin header, THR solderable
- centerline 3.50 mm, direction of connection vertical 0°
- closed ends
- color black
- Tape & Reel packaging
- codeable
- Connection data

cRUUS V / A 300 / 10

SEV 10 A / 130 V / 2.5 kV / 3 / IEC 61984

Data Sheet

PR043xxVBBN

Page 2/5

P/N

311891xx

xx=number of poles



2014/01/27

Technical Data

General Data

Solder pin length	3.2 mm		
min. number of poles	2		
max. number of poles	16		
Insulating material class	CTI 600		
clearance/creepage dist.	2.7 mm		
protection category	IP 00		
Overvoltage category	III	III	II
Pollution degree	3	2	2
Rated voltage	200 V	500 V	500 V
Rated test voltage	2.5 kV	2.5 kV	2.5 kV

Connection data

 V / A	300 / 10
	10 A / 130 V / 2.5 kV / 3 / IEC 61984

Material

insulating material	PA66/6T
flammability class	V0
contact pin material	CuMg
contact pin surface	Ni + Sn

Climatic properties

upper limit temperature	105 °C
lower limit temperature	-40 °C

General

solderability	Acc. to IPC/JEDEC J-STD-020D-MSL 1
Tolerance	ISO 2768 -mH

Data Sheet

PR043xxVBBN

Page 3/5

P/N

311891xx

xx=number of poles

2014/01/27

Matching Part to

P/N	Product name
310891	FT143xxVBFC Typ 089
313391	RP033xxVBLC Typ 339
316131	RP043xxHBLD Typ 613
316141	RP043xxHBLC Typ 614
ASP043	SP043xxVBNN ASP043
ASP063	SP063xxVGNN ASP063

Accessories

P/N	Product name
720293-01-2	720293



Data Sheet

PR043xxVBBN

Page 4/5

P/N

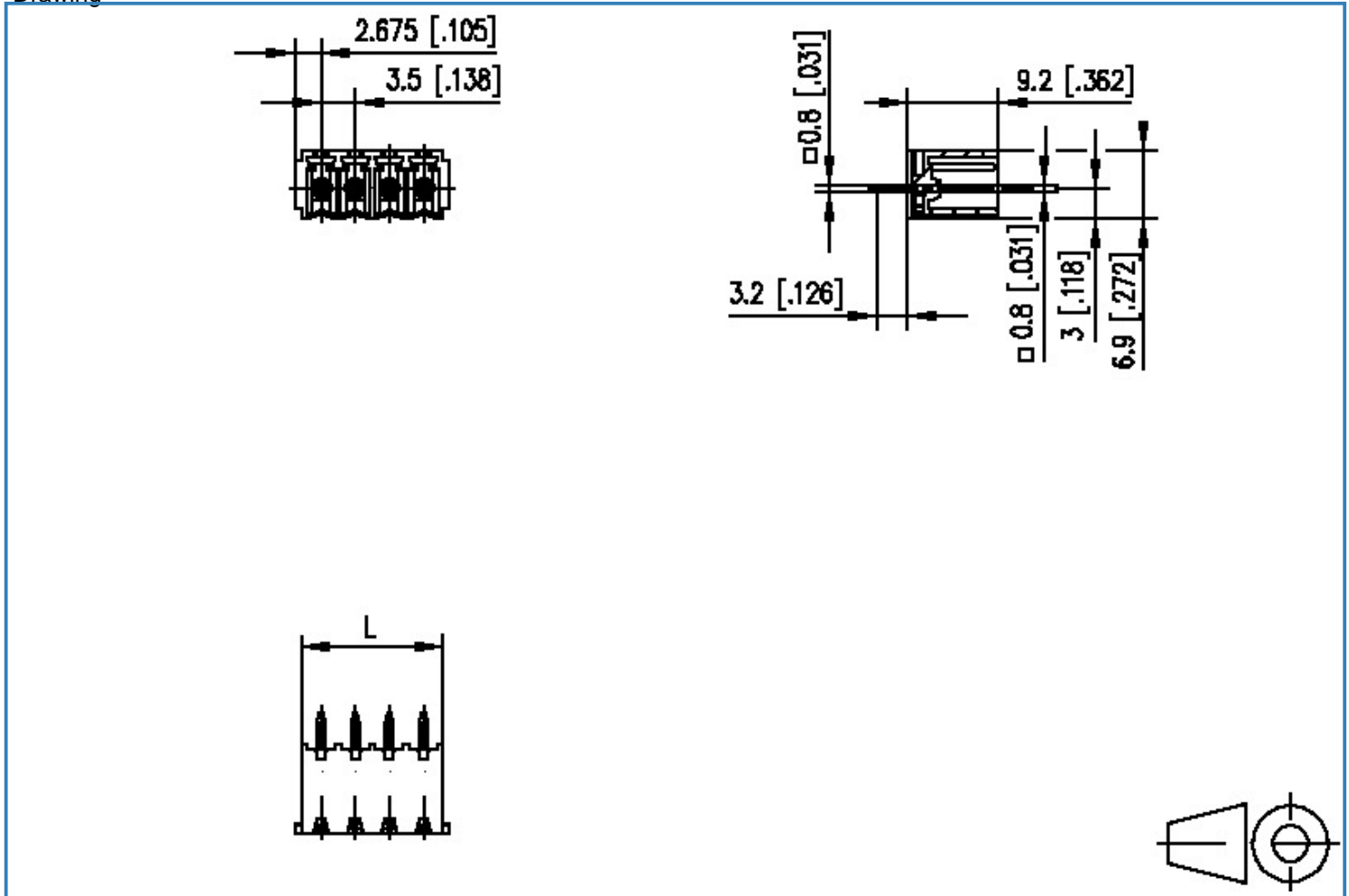
311891xx

xx=number of poles

2014/01/27

Illustration

Drawing



$L = (\text{pole size} - 1) \times \text{centerline} + 5.35 [0.211]$



Data Sheet

PR043xxVBBN

Page 5/5

P/N

311891xx

xx=number of poles

2014/01/27

PCB Layout

