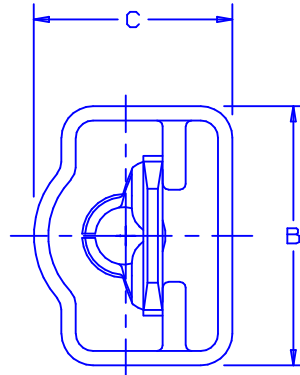
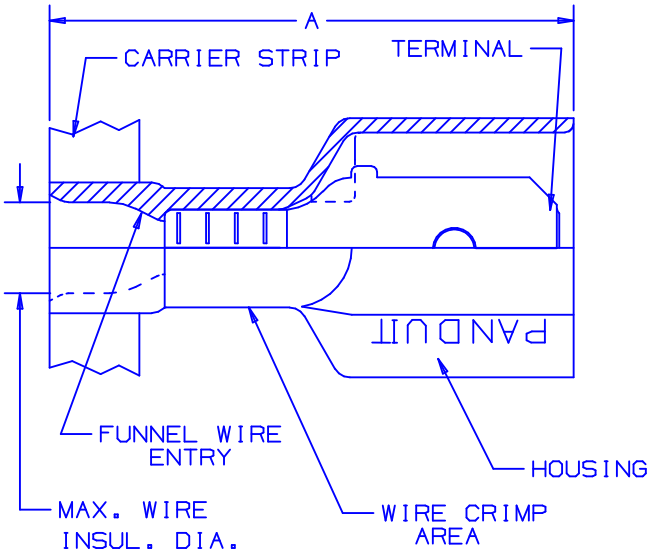


NOTES:

1. UL LISTED AND CSA CERTIFIED FOR:
 - A. 600V MAX VOLTAGE RATING
 - B. 221°F (105°C) MAX TEMP RATING (CSA).
 - C. 257 °F (125 °C) MAX. TEMP. RATING (UL).
 - D. 257 °F (125 °C) MAX. TEMP. RATING (UL & CSA)
FOR DNF10-250FIMB-K ONLY.
 - E. STRANDED COPPER WIRE ONLY
2. PACKAGE QTY: 1K=1000 PIECES CONTINUOUS MOLDED STRIP CARRIER
3. MATERIAL:
 - A. STAMPING- BRASS, NICKEL PLATED
- COPPER, NICKEL PLATED
(FOR DNF10-250FIMB-K)
 - B. HOUSING-TYPE 6/6 NYLON
4. DIMENSIONS IN BRACKETS ARE IN mm
5. COLORS ARE TRANSLUCENT
6. WIRE STRIP LENGTH: $9/32^{+1/32}_{-0}$ (7,1^{+.8}₋₀)
 $3/8^{+1/32}_{-0}$ (9,5^{+.8}₋₀)
(FOR DNF10-250FIMB-K)



LISTED
20H3
E78522




CERTIFIED
LR31212

TOOL CHART - RECOMMENDED
PRESSES: CP-861, CP-860, CP-851, CP-862

PART NUMBER	TAB SIZE	WIRE RANGE AWG	COLOR (note 5)	MAX. INSUL.	DIMENSIONS in			CA-800 & CA9 APPLICATOR DIE INSERTS
					A ±.03	B ±.01	C ±.01	
DNF18-250FIMB-K	.250 X .032 (6,3 X 0,8)	22-18 (0,5-1,0)	RED	.135 (3,43)	.91 (23,1)	.45 (11,4)	.34 (8,6)	CD-800-4, CA9-4B
DNF14-250FIMB-K	.250 X .032 (6,3 X 0,8)	16-14 (1,5-2,5)	BLUE	.160 (4,06)	.91 (23,1)	.46 (11,7)	.34 (8,6)	CD-800-5, CA9-5B
DNF10-250FIMB-K	.250 X .032 (6,3 X 0,8)	12-10 (4,0-6,0)	YELLOW	.220 (5,59)	.96 (24,4)	.45 (11,4)	.36 (9,1)	CD-800-18, CA9-18B

08	7/03	KLFU		UPDATED DRAWING			
07	1/01	RM	SKB	FILESPEC WAS N41411AA_PCD_06	8925	JAC	CCH
06	11/00	EJS		ADDED "-" TO PART NUMBERS, WIRE RANGE FOR PART DNF18-250FIMB-K WAS (0,5-1,5)	08862		
05	7/99	JKD	SKB	ADDED CP-862, CA9	07848	JCJ	TRO
04	12/98	ED	RLS	MATERIAL WAS TIN PLATED/ DNF10-250FIMB-K ADDED	07382	JCJ	CTN
REV	DATE	BY	CHK	DESCRIPTION	ECN #	CUST	PM

A41411_08



TINLEY PARK, ILLINOIS

DISCO FULLY INSULATED UNI-MALE DISCONNECT
.250 X .032

DRAWN BY	CHK'D	SCALE	DRAWING NO.
JV	LM		A41411