

# HEAVYCON

## Standard Housings, D Series

### 1. Short Description

HEAVYCON plug connectors are just as common in measurement and control engineering as in mechanical and plant engineering. They are responsible for both power supply and control. Another sector in which they are often to be found is in lighting and stage engineering.

HEAVYCON plug connectors also act as the interface for PCs or diagnostics equipment to transfer operating data or monitoring signals during system operation.

The HEAVYCON housings are divided into:

- **Permanently installed housings**
- Box mounting base with one or two cable entries
- Panel mounting base with an aperture in the floor for control cabinet mounting
- **Free housings**
- Sleeve housings
- Coupling housings

The user can choose between a variety of different housing heights. On the one hand, in order to be able to provide a sufficiently large connection space for large conductor cross sections, and on the other hand, the large connection space with its bigger surface area dissipates the heat loss generated.

Double width HEAVYCON housings (Design B 32 and B 48) for universal applications allow two contact inserts to be accommodated in one housing.

If several plug connectors are mounted close together, it may be difficult to operate the locking latch due to the constricted space. For this reason, there are housings with single or double locking latches. This guarantees convenient handling and perfect operation even in inaccessible spots.



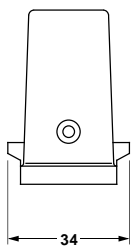
### Type description

HEAVYCON	HC - D	15 - T	FL - 45 / M	1	PG16	G
Type D						
No. of positions	15					
T	= Sleeve housing					
A	= Panel mounting base					
S	= Box mounting base					
K	= Coupling housing					
FL	= For single locking latch,					
FQ	= For double locking latch,					
ML	= with single locking latch,					
MQ	= with double locking latch,					
D	= with cover					
Housing height h in mm						
M	= with gland					
O	= without gland					
Number of glands						
PG	= PG cable gland,					
M	= Metric gland					
G	= straight,					
S	= lateral					
V	= front					

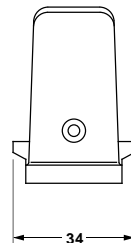
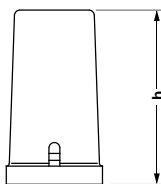
# D 7 Series, Sleeve Housing, with PG Cable Gland



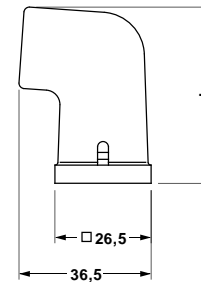
Description	Height h [mm]	Cable gland	Cable exit	Type	Order No.	Pcs./Pkt.
<b>Sleeve housing,</b> for single locking latch ALU = metal housing, PA = plastic housing	48	PG 11	straight	HC-D 7-TFL-48/M1PG11G/ALU	17 73 04 8	10
	48	PG 11	straight	HC-D 7-TFL-48/M1PG11G/PA	17 72 26 9	
	49	PG 11	lateral	HC-D 7-TFL-49/M1PG11S/ALU	17 73 27 1	
	49	PG 11	lateral	HC-D 7-TFL-49/M1PG11S/PA	17 72 25 6	
<b>Accessories</b>						
<b>Sealing screw,</b> for IP 65 protection				HC-D 7-DS-IP65	16 86 22 9	10
<b>Technical data</b>						
<b>Degree of protection</b>	IP 44 / IP 65 with sealing screw					
<b>Materials</b>	aluminum die cast, powder-coated, gray polyamide, electr. gray					
Aluminum housing						
Plastic housing						
<b>Ambient temperature</b>	[°C] - 40 to +125					



HC-D 7-TFL...G...



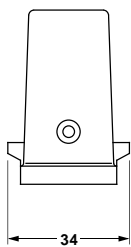
HC-D 7-TFL...S...



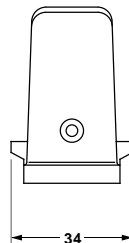
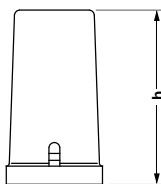
# D 7 Series, Sleeve Housing, for Metric Glands



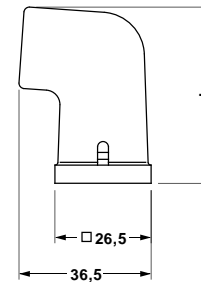
Description	Height h [mm]	Cable gland	Cable exit	Type	Order No.	Pcs./Pkt.
<b>Sleeve housing,</b> for single locking latch ALU = metal housing, PA = plastic housing	48	M 20	straight	HC-D 7-TFL-48/O1M20G/ALU	16 04 88 8	10
	48	M 20	straight	HC-D 7-TFL-48/O1M20G/PA	16 04 88 9	
	48	M 20	lateral	HC-D 7-TFL-48/O1M20S/PA	16 04 89 0	
	49	M 20	lateral	HC-D 7-TFL-49/O1M20S/ALU	16 04 89 1	
<b>Accessories</b>						
<b>Sealing screw,</b> for IP 65 protection				HC-D 7-DS-IP65	16 86 22 9	10
<b>Technical data</b>						
<b>Degree of protection</b>	IP 44 / IP 65 with sealing screw					
<b>Materials</b>	aluminum die cast, powder-coated, gray polyamide, electr. gray					
Aluminum housing						
Plastic housing						
<b>Ambient temperature</b>	[°C] - 40 to +125					



HC-D 7-TFL...G...



HC-D 7-TFL...S...



# D 7 Series, Panel Mounting Base



Description	Height h [mm]	Cable gland	Protective cover	Type	Order No.	Pcs./Pkt.
<b>Panel mounting base, with single locking latch</b> ALU = metal housing, PA = plastic housing	24	–	no	HC-D 7-AML-24/GR/ALU	17 73 03 5	10
	24	–	no	HC-D 7-AML-24/GR/PA	17 72 27 2	
	26	–	no	HC-D 7-AML-26/GW/ALU	17 73 02 2	
	26	–	no	HC-D 7-AML-26/GW/PA	17 72 28 5	
	24	–	yes	HC-D 7-AML-24/GR/ALU	16 76 97 0	
<b>Accessories</b>						
<b>Sealing screw, for IP 65 protection</b>				HC-D 7-DS-IP65	16 86 22 9	10

## Technical data

### Degree of protection

IP 44 / IP 65 with sealing screw

### Materials

Aluminum housing

aluminum die cast, powder-coated, gray

Plastic housing

polyamide, electr. gray

Sealing

NBR

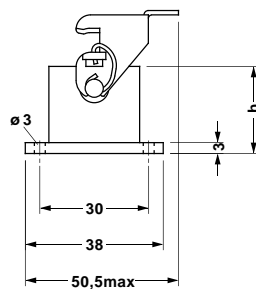
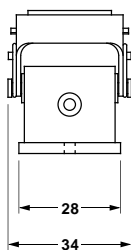
Single locking latch

zinc-plated steel and passivated

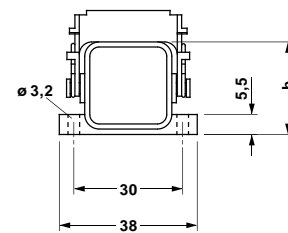
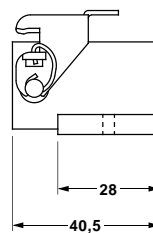
**Ambient temperature**

[°C]

– 40 to +125



HC-D 7-AML...G...

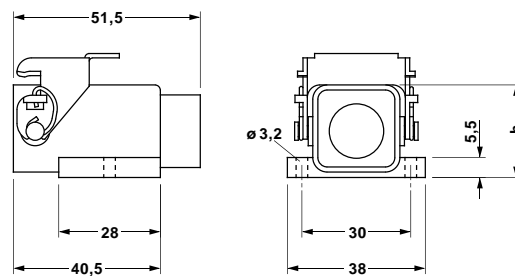


HC-D 7-AML...S...

# D 7 Series, Box Mounting Base, with PG Cable Gland



Description	Height h [mm]	Cable gland	Protective cover	Type	Order No.	Pcs./Pkt.
<b>Box mounting base, with single locking latch</b> ALU = metal housing, PA = plastic housing	57	PG 11	no	HC-D 7-SML-57/M1PG11/ALU	17 73 28 4	10
	57	PG 11	no	HC-D 7-SML-57/M1PG11/PA	17 72 29 8	
<b>Accessories</b>						
<b>Sealing screw, for IP 65 protection</b>				HC-D 7-DS-IP65	16 86 22 9	10
<b>Technical data</b>						
<b>Degree of protection</b>					IP 44 / IP 65 with sealing screw	
<b>Materials</b>						
Aluminum housing					aluminum die cast, powder-coated, gray	
Plastic housing					polyamide, electr. gray	
Sealing					NBR	
Single locking latch					zinc-plated steel and passivated	
<b>Ambient temperature</b>			[°C]		- 40 to +125	

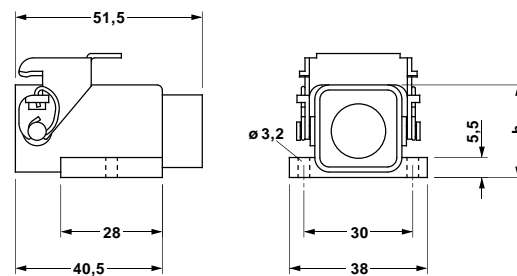


HC-D 7-SML...

# D 7 Series, Box Mounting Base, for Metric Glands



Description	Height h [mm]	Cable gland	Protective cover	Type	Order No.	Pcs./Pkt.
<b>Box mounting base, with single locking latch</b>	57	M 20	no	HC-D 7-SML-57/O1M20/ALU	16 04 88 5	10
ALU = metal housing, PA = plastic housing	57	M 20	no	HC-D 7-SML-57/O1M20/PA	16 04 88 6	10
<b>Accessories</b>						
<b>Sealing screw, for IP 65 protection</b>				HC-D 7-DS-IP65	16 86 22 9	10
<b>Technical data</b>						
<b>Degree of protection</b>					IP 44 / IP 65 with sealing screw	
<b>Materials</b>						
Aluminum housing					aluminum die cast, powder-coated, gray	
Plastic housing					polyamide, electr. gray	
Sealing					NBR	
Single locking latch					zinc-plated steel and passivated	
<b>Ambient temperature</b>			[°C]		- 40 to +125	

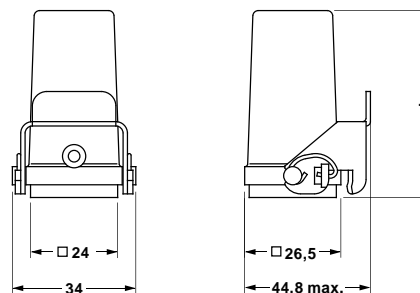


HC-D 7-SML...

# D 7 Series, Coupling Housing, with PG Cable Gland



Description	Height h [mm]	Cable gland	Protective cover	Type	Order No.	Pcs./Pkt.
<b>Coupling housing,</b> with single locking latch ALU = metal housing, PA = plastic housing	51	PG 11	no	HC-D 7-KML-51/M1PG11/ALU	17 73 29 7	10
	51	PG 11	no	HC-D 7-KML-51/M1PG11/PA	17 72 30 8	10
<b>Accessories</b>						
<b>Sealing screw,</b> for IP 65 protection				HC-D 7-DS-IP65	16 86 22 9	10
<b>Technical data</b>						
<b>Degree of protection</b>					IP 44 / IP 65 with sealing screw	
<b>Materials</b>						
Aluminum housing					aluminum die cast, powder-coated, gray	
Plastic housing					polyamide, electr. gray	
Sealing					NBR	
Single locking latch					zinc-plated steel and passivated	
<b>Ambient temperature</b>			[°C]		-40 to +125	

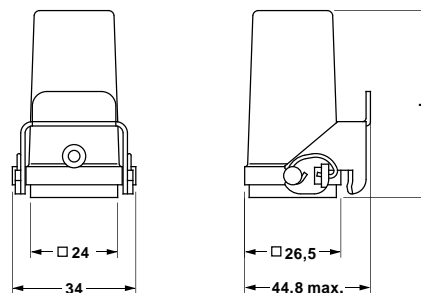


HC-D 7-KML...

# D 7 Series, Coupling Housing, for Metric Glands



Description	Height h [mm]	Cable gland	Protective cover	Type	Order No.	Pcs./Pkt.
<b>Coupling housing,</b> with single locking latch ALU = metal housing, PA = plastic housing	51	M 20	no	HC-D 7-KML-51/O1M20/ALU	16 04 88 3	10
	51	M 20	no	HC-D 7-KML-51/O1M20/PA	16 04 88 4	10
<b>Accessories</b>						
<b>Sealing screw,</b> for IP 65 protection				HC-D 7-DS-IP65	16 86 22 9	10
<b>Technical data</b>						
<b>Degree of protection</b>					IP 44 / IP 65 with sealing screw	
<b>Materials</b>						
Aluminum housing					aluminum die cast, powder-coated, gray	
Plastic housing					polyamide, electr. gray	
Sealing					NBR	
Single locking latch					zinc-plated steel and passivated	
<b>Ambient temperature</b>			[°C]		- 40 to +125	



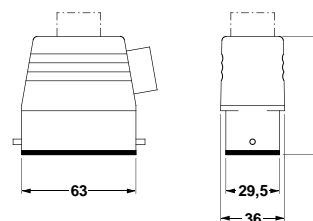
HC-D 7-KML...



# D 15 Series, Sleeve Housing, with PG Cable Gland



Description	Height h [mm]	Cable gland	Cable exit	Type	Order No.	Pcs./Pkt.
<b>Sleeve housing,</b> for single locking latch	66	PG 16	straight	HC-D 15-TFL-66/M1PG16G	17 72 35 3	10
	66	PG 16	lateral	HC-D 15-TFL-66/M1PG16S	17 72 33 7	
	66	PG 21	straight	HC-D 15-TFL-66/M1PG21G	17 72 36 6	
	66	PG 21	lateral	HC-D 15-TFL-66/M1PG21S	17 72 34 0	
<b>Technical data</b>						
<b>Degree of protection</b>	IP 65					
<b>Materials</b>	aluminum die cast, powder-coated, gray					
<b>Housing</b>						
<b>Ambient temperature</b>	[°C] - 40 to +125					

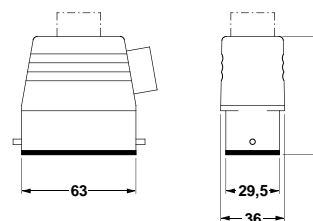


HC-D 15-TFL...

# D 15 Series, Sleeve Housing, for Metric Glands



Description	Height h [mm]	Cable gland	Cable exit	Type	Order No.	Pcs./Pkt.
Sleeve housing, for single locking latch	53	M 20	lateral	HC-D 15-TFL-53/O1M20S	16 04 89 6	10
	66	M 20	straight	HC-D 15-TFL-66/O1M20G	16 04 89 8	
	66	M 25	straight	HC-D 15-TFL-66/O1M25G	16 04 89 9	
<b>Technical data</b>						
Degree of protection	IP 65					
Materials	aluminum die cast, powder-coated, gray					
Housing						
Ambient temperature	- 40 to +125 [°C]					

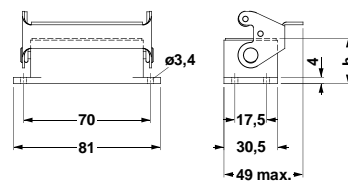


HC-D 15-TFL...

# D 15 Series, Panel Mounting Base



Description	Height h [mm]	Cable gland	Protective cover	Type	Order No.	Pcs./Pkt.
Panel mounting base, with single locking latch	26	-	yes	HC-D 15-AMLD	16 78 36 3	10
<b>Technical data</b>						
Degree of protection	IP 65					
Materials	aluminum die cast, powder-coated, gray					
Housing	NBR					
Sealing	zinc-plated steel and passivated					
Single locking latch	- 40 to +125					
Ambient temperature	[°C]					

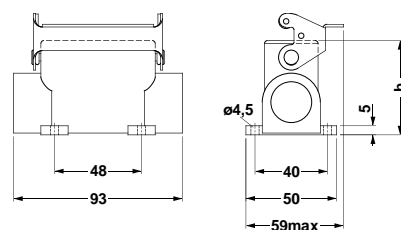


HC-D 15-AMLD...

# D 15 Series, Box Mounting Base, with PG Cable Gland



Description	Height h [mm]	Cable gland	Protective cover	Type	Order No.	Pcs./Pkt.
<b>Box mounting base, with single locking latch</b>	52	PG 16	no	HC-D 15-SML-52/M1PG16	17 72 38 2	10
	52	2 x PG 16	no	HC-D 15-SML-52/M2PG16	17 72 39 5	
<b>Technical data</b>						
<b>Degree of protection</b>	IP 65					
<b>Materials</b>	aluminum die cast, powder-coated, gray					
Housing	NBR					
Sealing	zinc-plated steel and passivated					
Single locking latch	- 40 to +125					
<b>Ambient temperature</b>	[°C]					

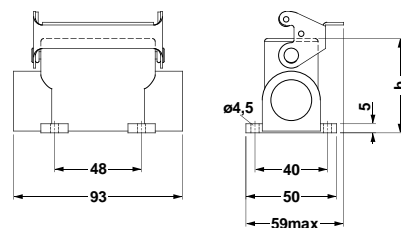


HC-D 15 SML...

# D 15 Series, Box Mounting Base, for Metric Glands



Description	Height h [mm]	Cable gland	Protective cover	Type	Order No.	Pcs./Pkt.
<b>Box mounting base, with single locking latch</b>	52	M 25	no	HC-D 15-SML-52/O1M25	<b>16 04 89 3</b>	10
	52	2 x M 20	no	HC-D 15-SML-52/O2M20	<b>16 04 89 4</b>	
	52	2 x M 25	no	HC-D 15-SML-52/O2M25	<b>16 04 89 5</b>	
<b>Technical data</b>						
<b>Degree of protection</b>				IP 65		
<b>Materials</b>				aluminum die cast, powder-coated, gray		
Housing				NBR		
Sealing				zinc-plated steel and passivated		
Single locking latch						
<b>Ambient temperature</b>				- 40 to +125 [°C]		

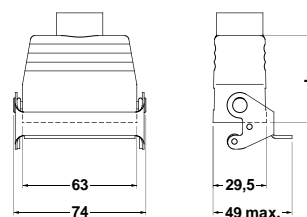


HC-D 15-SML...

# D 15 Series, Coupling Housing, with PG Cable Gland



Description	Height h [mm]	Cable gland	Protective cover	Type	Order No.	Pcs./Pkt.
Coupling housing, with single locking latch	48	PG 16	no	HC-D 15-KML-48/M1PG16	16 74 63 9	10
<b>Technical data</b>						
Degree of protection	IP 65					
Materials	aluminum die cast, powder-coated, gray					
Housing	NBR					
Sealing	zinc-plated steel and passivated					
Single locking latch	- 40 to +125					
Ambient temperature	[°C]					

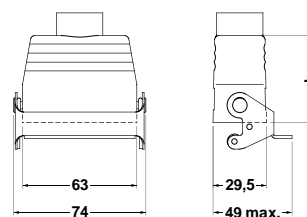


HC-D 15-KML...

# D 15 Series, Coupling Housing, for Metric Glands



Description	Height h [mm]	Cable gland	Protective cover	Type	Order No.	Pcs./Pkt.
Coupling housing, with single locking latch	48	M 20	no	HC-D 15-KML-48/O1M20	16 04 89 2	10
<b>Technical data</b>						
<b>Degree of protection</b>	IP 65					
<b>Materials</b>	aluminum die cast, powder-coated, gray					
Housing	NBR					
Sealing	zinc-plated steel and passivated					
Single locking latch	- 40 to +125					
<b>Ambient temperature</b>	[°C]					

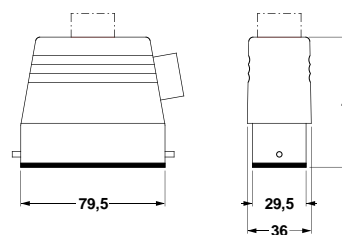


HC-D 15-KML...

# D 25 Series, Sleeve Housing, with PG Cable Gland



Description	Height h [mm]	Cable gland	Cable exit	Type	Order No.	Pcs./Pkt.
<b>Sleeve housing,</b> for single locking latch	72	PG 16	straight	HC-D 25-TFL-72/M1PG16G	17 72 44 7	10
	72	PG 16	lateral	HC-D 25-TFL-72/M1PG16S	17 72 42 1	
	72	PG 21	straight	HC-D 25-TFL-72/M1PG21G	17 72 45 0	
	72	PG 21	lateral	HC-D 25-TFL-72/M1PG21S	17 72 43 4	
<b>Technical data</b>						
<b>Degree of protection</b>	IP 65					
<b>Materials</b>	aluminum die cast, powder-coated, gray					
<b>Housing</b>						
<b>Ambient temperature</b>	[°C] - 40 to +125					



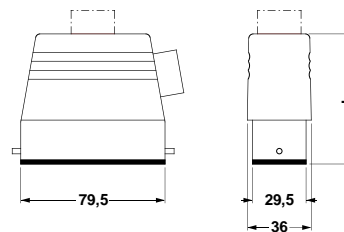
HC-D 25-TML...



# D 25 Series, Sleeve Housing, for Metric Glands



Description	Height h [mm]	Cable gland	Cable exit	Type	Order No.	Pcs./Pkt.
Sleeve housing, for single locking latch	72	M 25	straight	HC-D 25-TFL-72/O1M25G	16 04 90 4	10
	72	M 25	lateral	HC-D 25-TFL-72/O1M25S	16 04 96 9	
<b>Technical data</b>						
Degree of protection	IP 65					
Materials	aluminum die cast, powder-coated, gray					
Housing						
Ambient temperature	- 40 to +125 [°C]					

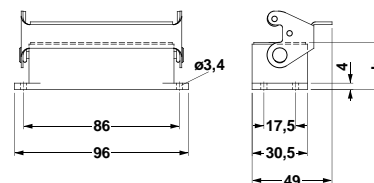


HC-D 25-TFL...

# D 25 Series, Panel Mounting Base



Description	Height h [mm]	Cable gland	Protective cover	Type	Order No.	Pcs./Pkt.
<b>Panel mounting base, with single locking latch</b>	26	–	no	<b>HC-D 25-AML</b>	<b>17 72 46 3</b>	10
	26	–	yes	<b>HC-D 25-AML D</b>	<b>16 72 75 4</b>	
<b>Technical data</b>						
<b>Degree of protection</b>	IP 65					
<b>Materials</b>	aluminum die cast, powder-coated, gray					
Housing	NBR					
Sealing	zinc-plated steel and passivated					
Single locking latch	– 40 to +125					
<b>Ambient temperature</b>	[°C]					

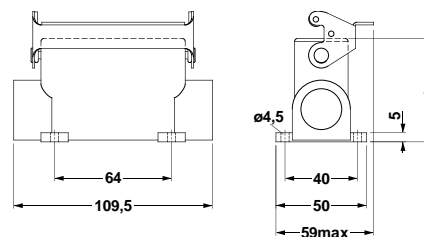


HC-D 25-AML...

## D 25 Series, Box Mounting Base, with PG Cable Gland



Description	Height h [mm]	Cable gland	Protective cover	Type	Order No.	Pcs./Pkt.
<b>Box mounting base,</b> with single locking latch	57	PG 16	no	HC-D 25-SML-57/M1PG16	17 72 47 6	10
	57	PG 21	no	HC-D 25-SML-57/M1PG21	16 77 57 1	
	57	2 x PG 16	no	HC-D 25-SML-57/M2PG16	17 72 48 9	
	57	2 x PG 21	no	HC-D 25-SML-57/M2PG21	16 77 58 4	
<b>Technical data</b>						
<b>Degree of protection</b>	IP 65					
<b>Materials</b>	aluminum die cast, powder-coated, gray					
Housing	NBR					
Sealing	zinc-plated steel and passivated					
Single locking latch	- 40 to +125					
<b>Ambient temperature</b>	[°C]					

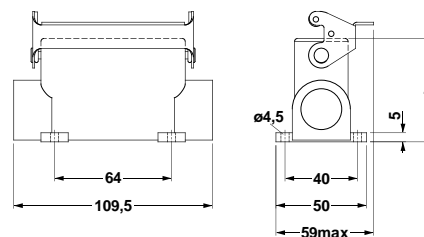


HC-D 25-SML...

## D 25 Series, Box Mounting Base, for Metric Glands



Description	Height h [mm]	Cable gland	Protective cover	Type	Order No.	Pcs./Pkt.
<b>Box mounting base, with single locking latch</b>	57	M 25	no	HC-D 25-SML-57/O1M25	<b>16 04 90 1</b>	10
	57	2 x M 20	no	HC-D 25-SML-57/O2M20	<b>16 04 90 2</b>	
	57	2 x M 25	no	HC-D 25-SML-57/O2M25	<b>16 04 90 3</b>	
<b>Technical data</b>						
<b>Degree of protection</b>	IP 65					
<b>Materials</b>	aluminum die cast, powder-coated, gray					
Housing	NBR					
Sealing	zinc-plated steel and passivated					
Single locking latch	- 40 to +125					
<b>Ambient temperature</b>	[°C]					

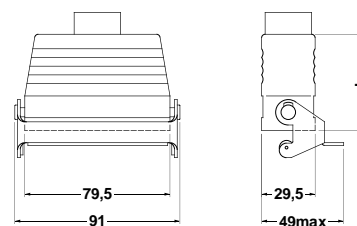


HC-D 25-SML...

# D 25 Series, Coupling Housing, with PG Cable Gland



Description	Height h [mm]	Cable gland	Protective cover	Type	Order No.	Pcs./Pkt.
Coupling housing, with single locking latch	53	PG 16	no	HC-D 25-KML-53/M1PG16G	16 74 64 2	10
<b>Technical data</b>						
Degree of protection	IP 65					
Materials	aluminum die cast, powder-coated, gray					
Housing	NBR					
Sealing	zinc-plated steel and passivated					
Single locking latch	- 40 to +125					
Ambient temperature	[°C]					

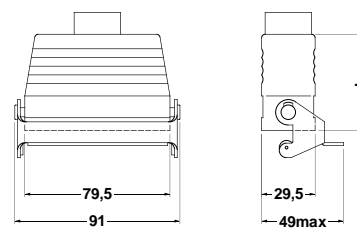


HC-D 25-KML...

# D 25 Series, Coupling Housing, for Metric Glands



Description	Height h [mm]	Cable gland	Protective cover	Type	Order No.	Pcs./Pkt.
Coupling housing, with single locking latch	53	M 20	no	HC-D 25-KML-53/O1M20	16 04 90 0	10
<b>Technical data</b>						
Degree of protection	IP 65					
Materials	aluminum die cast, powder-coated, gray					
Housing	NBR					
Sealing	zinc-plated steel and passivated					
Single locking latch	- 40 to +125					
Ambient temperature	[°C]					



HC-D 25-KML...

# D 50 Series, Sleeve Housing, with PG Cable Gland



Description	Height h [mm]	Cable gland	Cable exit	Type	Order No.	Pcs./Pkt.
<b>Sleeve housing,</b> for double locking latch	76	PG 21	straight	HC-D 50-TFQ-76/M1PG21G	17 75 80 0	10
	76	PG 21	lateral	HC-D 50-TFQ-76/M1PG21S	17 75 78 7	
	76	PG 29	straight	HC-D 50-TFQ-76/M1PG29G	17 75 81 3	
	76	PG 29	lateral	HC-D 50-TFQ-76/M1PG29S	17 75 79 0	
<b>Sleeve housing,</b> with double locking latch	76	PG 21	straight	HC-D 50-TMQ-76/M1PG21G	17 75 84 2	10
	76	PG 21	lateral	HC-D 50-TMQ-76/M1PG21S	17 75 82 6	
	76	PG 29	straight	HC-D 50-TMQ-76/M1PG29G	17 75 85 5	
	76	PG 29	lateral	HC-D 50-TMQ-76/M1PG29S	17 75 83 9	

## Technical data

**Degree of protection**

IP 65

**Materials**

Housing

aluminum die cast, powder-coated, gray

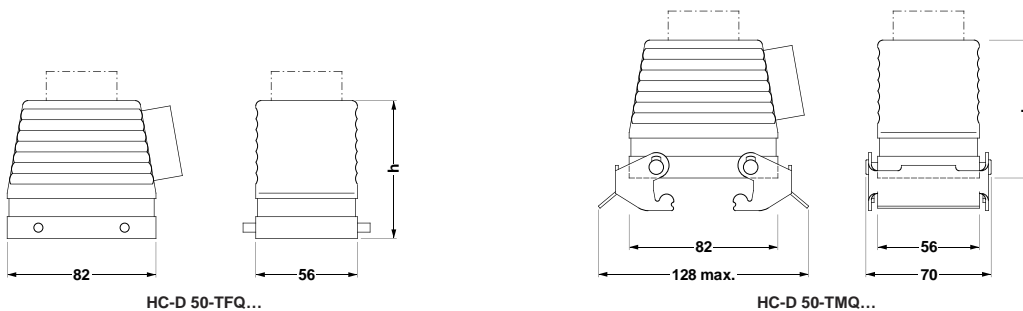
Double locking latch

high-grade steel, handle: PA-GF

**Ambient temperature**

[°C]

- 40 to +125



HC-D 50-TFQ...

HC-D 50-TMQ...

# D 50 Series, Sleeve Housing, for Metric Glands



Description	Height h [mm]	Cable gland	Cable exit	Type	Order No.	Pcs./Pkt.
<b>Sleeve housing,</b> for double locking latch	76	M 25	straight	HC-D 50-TFQ-76/O1M25G	16 04 91 2	10
	76	M 25	lateral	HC-D 50-TFQ-76/O1M25S	16 04 91 3	
	76	M 32	straight	HC-D 50-TFQ-76/O1M32G	16 04 91 4	
	76	M 32	lateral	HC-D 50-TFQ-76/O1M32S	16 04 97 2	
<b>Sleeve housing,</b> with double locking latch	76	M 25	straight	HC-D 50-TMQ-76/O1M25G	16 04 91 7	10
	76	M 25	lateral	HC-D 50-TMQ-76/O1M25S	16 04 91 8	
	76	M 32	straight	HC-D 50-TMQ-76/O1M32G	16 04 91 9	
	76	M 32	lateral	HC-D 50-TMQ-76/O1M32S	16 04 92 0	

## Technical data

**Degree of protection**

IP 65

**Materials**

Housing

aluminum die cast, powder-coated, gray

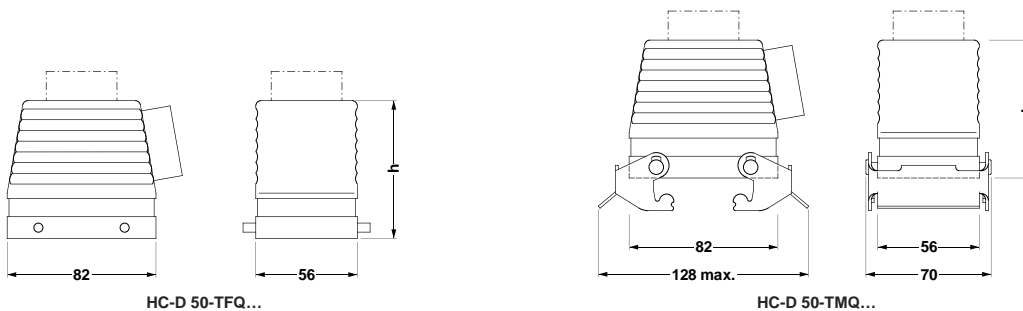
Double locking latch

high-grade steel, handle: PA-GF

**Ambient temperature**

[°C]

- 40 to +125





# D 50 Series, Panel Mounting Base



Description	Height h [mm]	Cable gland	Protective cover	Type	Order No.	Pcs./Pkt.
<b>Panel mounting base, with double locking latch</b>	28	–	no	<b>HC-D 50-AMQ</b>	<b>17 75 86 8</b>	10
<b>Panel mounting base, for double locking latch</b>	28	–	yes	<b>HC-D 50-AFQD</b>	<b>17 75 87 1</b>	10

## Technical data

### Degree of protection

IP 65

### Materials

Housing

aluminum die cast, powder-coated, gray

Sealing

NBR

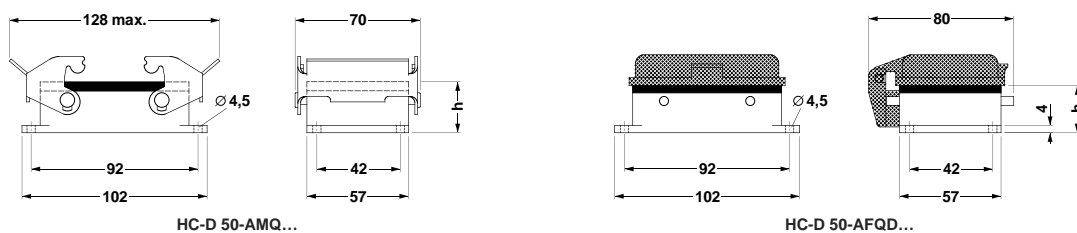
Double locking latch

high-grade steel, handle: PA-GF

Ambient temperature

[°C]

– 40 to +125



# D 50 Series, Box Mounting Base, with PG Cable Gland



Description	Height h [mm]	Cable gland	Protective cover	Type	Order No.	Pcs./Pkt.
Box mounting base, for double locking latch	97	PG 21	yes	HC-D 50-SFQD-97/M1PG21	17 75 91 0	10
	97	2 x PG 21	yes	HC-D 50-SFQD-97/M2PG21	17 75 92 3	
Box mounting base, with double locking latch	81	PG 21	no	HC-D 50-SMQ-81/M1PG21	17 75 88 4	10
	81	PG 29	no	HC-D 50-SMQ-81/M1PG29	17 75 90 7	
	81	2 x PG 21	no	HC-D 50-SMQ-81/M2PG21	17 75 89 7	

## Technical data

### Degree of protection

IP 65

### Materials

Housing

aluminum die cast, powder-coated, gray

Sealing

NBR

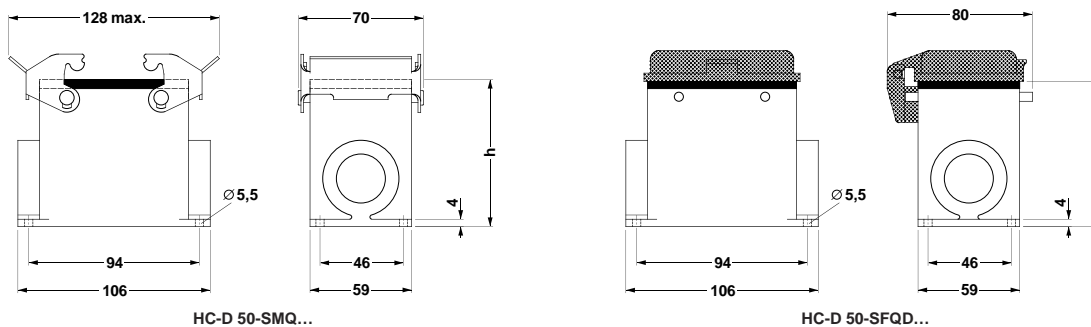
Double locking latch

high-grade steel, handle: PA-GF

Ambient temperature

[°C]

- 40 to +125



# D 50 Series, Box Mounting Base, for Metric Glands



Description	Height h [mm]	Cable gland	Protective cover	Type	Order No.	Pcs./Pkt.
<b>Box mounting base, for double locking latch</b>	97	M 25	yes	HC-D 50-SFQD-97/O1M25	16 04 90 7	10
<b>Box mounting base, with double locking latch</b>	81	M 25	no	HC-D 50-SMQ-81/O1M25	16 04 90 8	10
	81	M 32	no	HC-D 50-SMQ-81/O1M32	16 04 90 9	
	81	2 x M 32	no	HC-D 50-SMQ-81/O2M32	16 04 91 0	

## Technical data

### Degree of protection

IP 65

### Materials

Housing

aluminum die cast, powder-coated, gray

Sealing

NBR

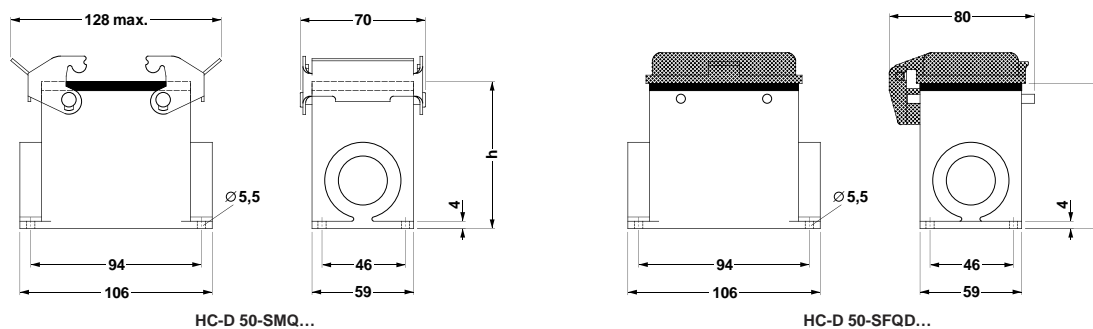
Double locking latch

high-grade steel, handle: PA-GF

Ambient temperature

[°C]

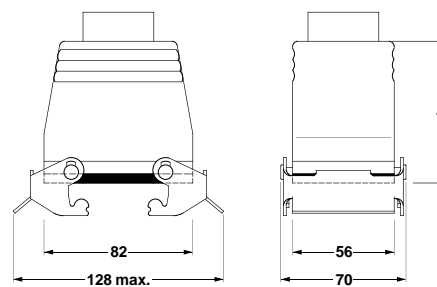
- 40 to +125



# D 50 Series, Coupling Housing, with PG Cable Gland



Description	Height h [mm]	Cable gland	Protective cover	Type	Order No.	Pcs./Pkt.
Coupling housing, with double locking latch	76	PG 21	no	HC-D 50-KMQ-76/M1PG21	16 72 94 5	10
<b>Technical data</b>						
Degree of protection	IP 65					
Materials	aluminum die cast, powder-coated, gray					
Housing	NBR					
Sealing	high-grade steel, handle: PA-GF					
Double locking latch	- 40 to +125					
Ambient temperature	[°C]					

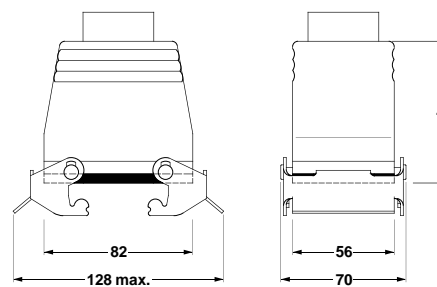


HC-D 50-KMQ...

# D 50 Series, Coupling Housing, for Metric Glands



Description	Height h [mm]	Cable gland	Protective cover	Type	Order No.	Pcs./Pkt.
<b>Coupling housing, with double locking latch</b>	76	M 25	no	HC-D 50-KMQ-76/O1M25	<b>16 04 97 0</b>	10
	76	M 32	no	HC-D 50-KMQ-76/O1M32	<b>16 04 97 1</b>	
<b>Technical data</b>						
<b>Degree of protection</b>	IP 65					
<b>Materials</b>	aluminum die cast, powder-coated, gray					
Housing	NBR					
Sealing	high-grade steel, handle: PA-GF					
Double locking latch	- 40 to +125					
<b>Ambient temperature</b>	[°C]					



HC-D 50-KMQ...

<http://www.phoenixcontact.com>

TNR: 5126086-00

© Phoenix Contact 03.04.02