

Silicon Fast Recovery Diode

$V_{RRM} = 100\text{ V} - 1000\text{ V}$

$I_F = 85\text{ A}$

Features

- High Surge Capability
- Types up to 1000 V V_{RRM}

DO-5 Package



Maximum ratings, at $T_j = 25\text{ °C}$, unless otherwise specified ("R" devices have leads reversed)

Parameter	Symbol	Conditions	FR85K(R)05	FR85M(R)05	Unit
Repetitive peak reverse voltage	V_{RRM}		800	1000	V
RMS reverse voltage	V_{RMS}		560	700	V
DC blocking voltage	V_{DC}		800	1000	V
Continuous forward current	I_F	$T_C \leq 100\text{ °C}$	85	85	A
Surge non-repetitive forward current, Half Sine Wave	$I_{F,SM}$	$T_C = 25\text{ °C}, t_p = 8.3\text{ ms}$	1369	1369	A
Operating temperature	T_j		-40 to 125	-40 to 125	°C
Storage temperature	T_{stg}		-40 to 150	-40 to 150	°C

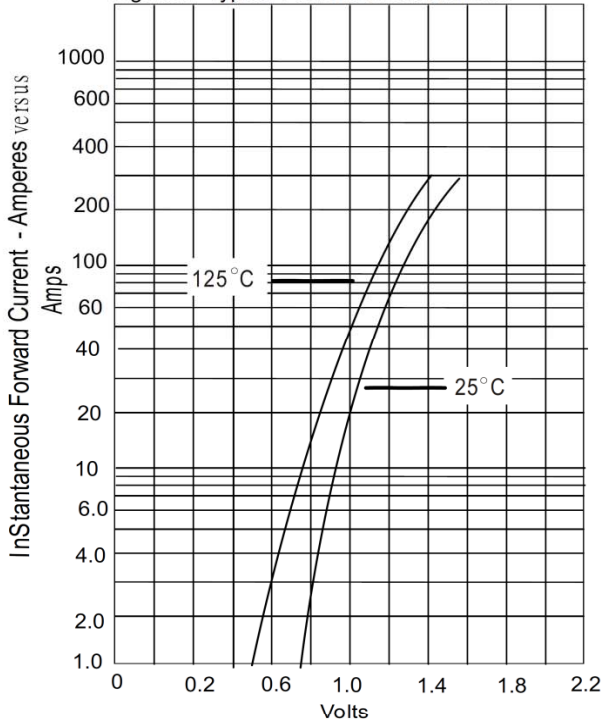
Electrical characteristics, at $T_j = 25\text{ °C}$, unless otherwise specified

Parameter	Symbol	Conditions	FR85K(R)05	FR85M(R)05	Unit
Diode forward voltage	V_F	$I_F = 85\text{ A}, T_j = 25\text{ °C}$	1.4	1.4	V
Reverse current	I_R	$V_R = 100\text{ V}, T_j = 25\text{ °C}$	25	25	μA
		$V_R = 100\text{ V}, T_j = 125\text{ °C}$	20	20	mA

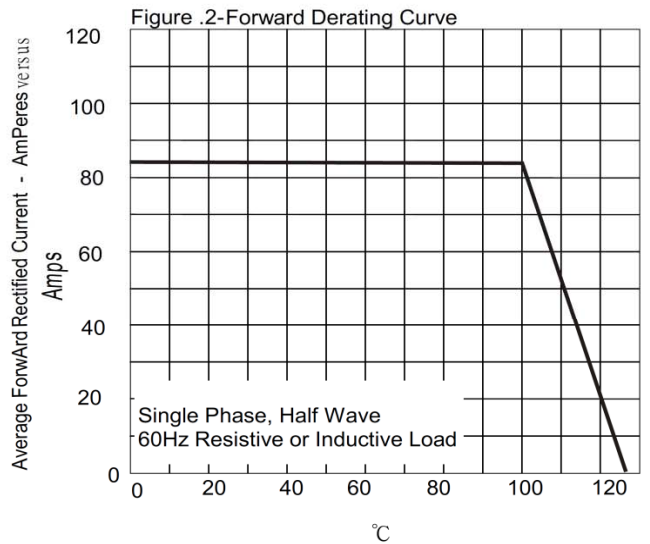
Recovery Time

Maximum reverse recovery time	T_{RR}	$I_F = 0.5\text{ A}, I_R = 1.0\text{ A}, I_{RR} = 0.25\text{ A}$	500	500	nS
-------------------------------	----------	--	-----	-----	----

Figure .1-Typical Forward Characteristics

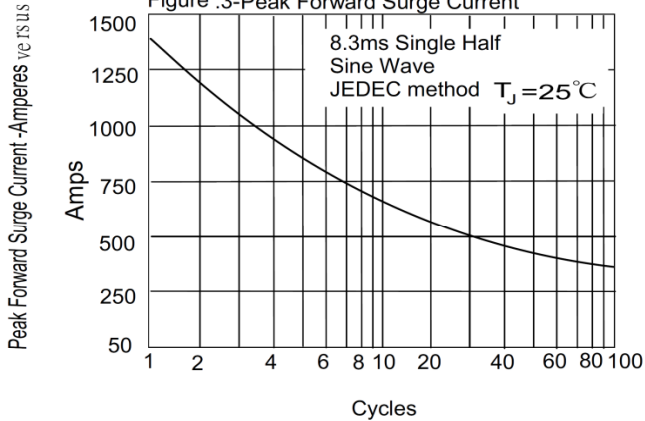


Instantaneous Forward Voltage - Volts



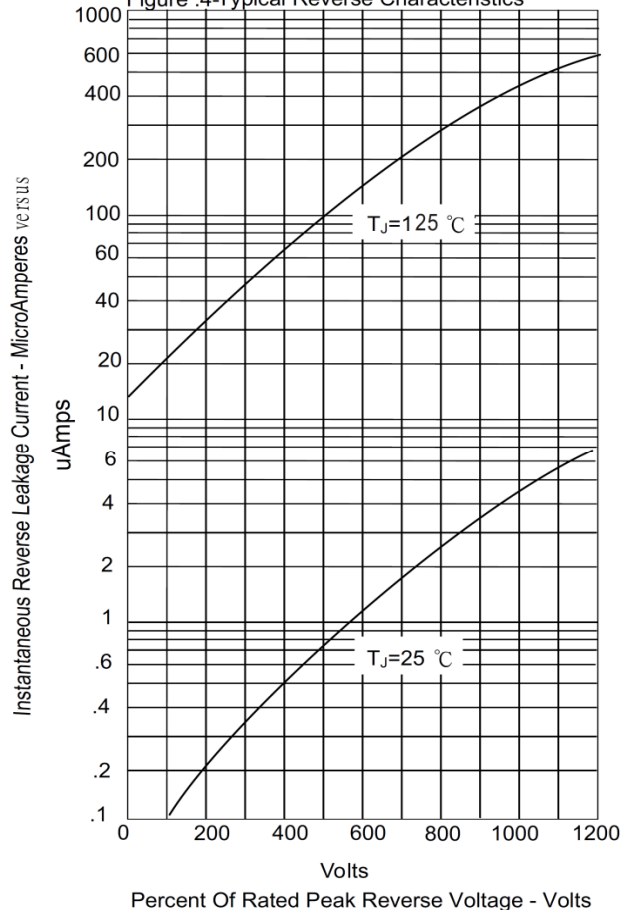
Case Temperature - °C

Figure .3-Peak Forward Surge Current



Number Of Cycles At 60Hz - Cycles

Figure .4-Typical Reverse Characteristics



Percent Of Rated Peak Reverse Voltage - Volts