onlinecomponents.com
THE ONLINE DISTRIBUTOR OF ELECTRONIC COMPONENTS

1N5832 thru 1N5834R

Silicon Power Schottky Diode

V_{RRM} = 10 V - 30 V
I_F = 40 A

Features

- High Surge Capability
- Types up to 30V V_{RRM}

DO-5 Package

Maximum ratings, at T_j = 25 °C, unless otherwise specified ("R" devices have leads reversed)

Parameter	Symbol	Conditions	1N5832 (R)	1N5833 (R)	1N5834 (R)	Unit
Repetitive peak reverse voltage	V_{RRM}		20	30	40	V
RMS reverse voltage	V_{RMS}		14	21	28	V
DC blocking voltage	V_{DC}		20	30	40	V
Continuous forward current	I_F	$T_C \leq 100$ °C	40	40	40	A
Surge non-repetitive forward current, Half Sine Wave	$I_{F,SM}$	T_C = 25 °C, t_p = 8.3 ms	800	800	800	A
Operating temperature	T_j		-65 to 150	-65 to 150	-65 to 150	°C
Storage temperature	T_{stg}		-65 to 175	-65 to 175	-65 to 175	°C

Electrical characteristics, at Tj = 25 °C, unless otherwise specified

Parameter	Symbol	Conditions	1N5832 (R)	1N5833 (R)	1N5834 (R)	Unit
Diode forward voltage	V_F	I_F = 40 A, T_j = 25 °C	0.52	0.55	0.59	V
Reverse current	I_R	V_R = 10 V, T_j = 25 °C V_R = 10 V, T_j = 125 °C	20 250	20 250	20 250	mA
Thermal characteristics						
Thermal resistance, junction - case	R_{thJC}		1.5	1.5	1.5	°C/W

onlinecomponents.com

onlinecomponents.com
THE ONLINE DISTRIBUTOR OF ELECTRONIC COMPONENTS

Figure .1 -Typical Forward Characteristics

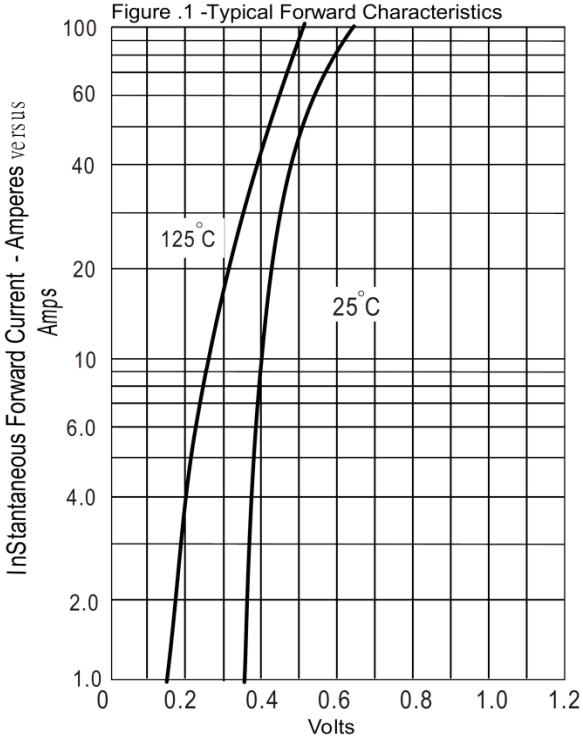

Instantaneous Forward Voltage - Volts

Figure .2-Forward Derating Curve

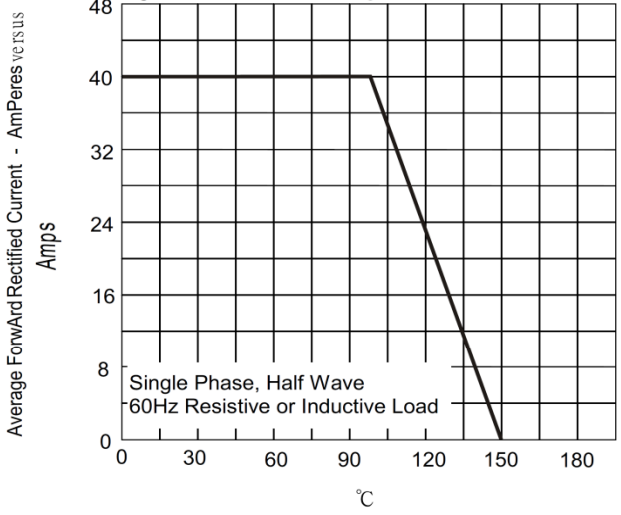

Case Temperature - °C

Figure .3-Peak Forward Surge Current

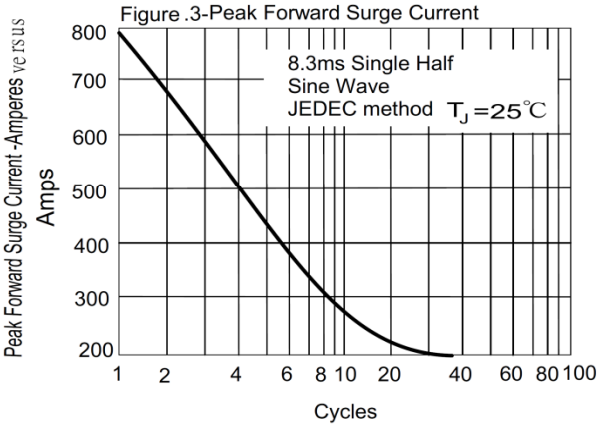

Number Of Cycles At 60Hz - Cycles

Figure .4-Typical Reverse Characteristics

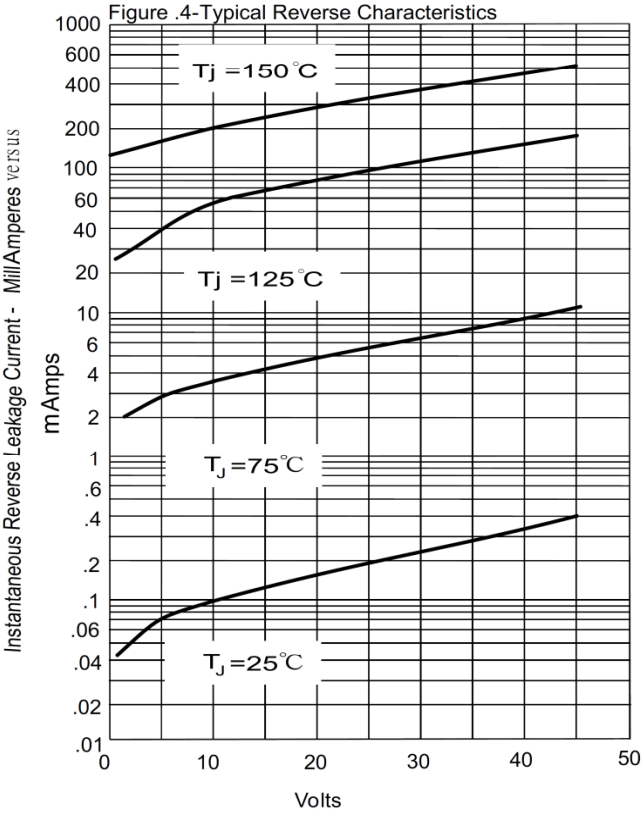

Reverse Voltage - Volts