


## Thick Film Chip Resistors, Military/Established Reliability MIL-PRF-55342 Qualified, Type RM



### FEATURES

- Allows wide design flexibility for use with hybrid circuitry
- Meets requirements of MIL-PRF-55342
- Established reliability - Verified failure rate
- Operating temperature range is - 55°C to + 150°C
- 100% screen tested per Group A, Subgroup 1-4, MIL-PRF-55342
- Variety of termination material and One-surface or wraparound termination styles

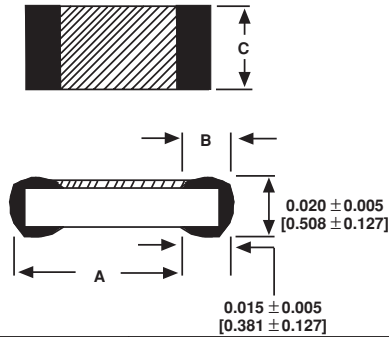
STANDARD ELECTRICAL SPECIFICATIONS								
VISHAY DALE MODEL	MIL-PRF-55342 STYLE	MIL. SHEET NO.	TERMINATIONS	CHAR.	RESISTANCE RANGE (Ohms)	TOLERANCE %	MAXIMUM OPERATING VOLTAGE	POWER RATING P <sub>70°C</sub>
RCWPM, RCWM, RCM, -550	RM0505	02	B, C, T, U,	M K, M K, M	5.6 - 470k 10 - 470k 10 - 464k	± 10 ± 2 - ± 10 ± 1	40	55 mW
RCWPM, RCWM, RCM, -5100	RM1005	03	B, C, T, U,	M K, M	5.6 - 1M 10 - 1M	± 10 ± 1 - ± 10	40	100 mW
RCWPM, RCWM, RCM, -5150	RM1505	04	B, C, T, U,	M M K, M	5.6 - 4.7M 10 - 4.7M 10 - 1M	± 10 ± 2 - ± 5 ± 1 - ± 10	40	150 mW
RCWPM, RCWM, RCM, -7225	RM2208	05	B, C, T	M M K, M	5.6 - 15M 10 - 15M 10 - 2M	± 10 ± 2 - ± 5 ± 1 - ± 10	40	225 mW
RCWPM, RCWM, RCM, -575	RM0705	06	B, C, T, U,	M K, M	5.6 - 1M 10 - 1M	± 10 ± 1 - ± 10	50	100 mW
RCWPM, RCWM, RCM, -1206	RM1206	07	B, C, T, U,	M M K	5.6 - 1M 10 - 5.62M 10 - 1M	± 10 ± 1 - ± 5 ± 1 - ± 10	100	250 mW
RCWPM, RCWM, RCM, -2010	RM2010	08	B, C, T, U,	M M M K, M	5.6 - 15M 10 - 15M 10 - 7.5M 10 - 1M	± 10 ± 2 - ± 5 ± 1 ± 1 - ± 10	150	800 mW
RCWPM, RCWM, RCM-2512	RM2512	09	B, C, T, U,	M M M K, M	5.6 - 15M 10 - 15M 10 - 7.5M 10 - 1M	± 10 ± 2 - ± 5 ± 1 ± 1 - ± 10	200	1000 mW
RCWPM, RCWM RCM-1100	RM1010	10	B, C, T, U,	M K, M	5.49 - 5.62M 10 - 499k	± 1 - ± 10 ± 1% - ± 10	75	500 mW
RCWPM-0603-60	RM0603	12	B	M M K	5.6 - 1M 10 - 1M 10 - 1M	± 10 ± 1, ± 2, ± 5 ± 1, ± 2, ± 5, ± 10	50	70 mW

ORDERING INFORMATION - MILITARY PART NUMBER					
M55342 MIL. SPEC. NO. INDICATING MIL-PRF-55342	M CHARACTERISTIC	02 MIL. SPEC. SHEET NO.	B TERMINATION MATERIAL	10E0 RESISTANCE AND TOLERANCE	R PRODUCT LEVEL (LIFE FAILURE RATE)
D55342 applies to Style 07 (RM1206) only. M55342 applies to all other styles.	M = ± 300PPM/°C K = ± 100PPM/°C		B = Pre-tinned Nickel Barrier, wraparound (RCWPM) ("B" code is stocked) C = Untinned Palladium Silver, wraparound (RCWM-XXXX-8) T = Untinned Platinum-Gold, one-surface (RCM) U = Untinned Platinum-Gold, wraparound (RCWM)	See Code Letters	C = Non-ERL M = 1.0%/1000 hours P = 0.1%/1000 hours R = 0.01%/1000 hours S = 0.001%/1000 hours T = Space level

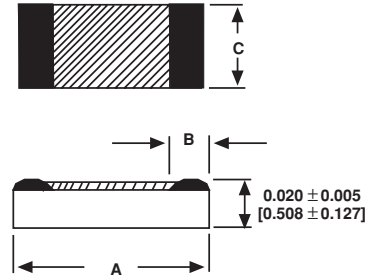


**DIMENSIONS** in inches [millimeters]

**RCWPM/RCWM**  
(Wraparound termination)



**RCM**  
(One-surface termination)



VISHAY DALE MODEL	MIL-PRF-55342 STYLE	MIL. SHEET NO.	± A ± 0.005 [0.127]	± B ± 0.005 [0.127]	± C ± 0.005 [0.127]
RCWPM-550 RCWM-550, RCM-550	RM0505	02	0.050 [1.27] 0.055 [1.40]	0.010 [0.254] 0.010 [0.254]	0.050 [1.27] 0.050 [1.27]
RCWPM-5100 RCWM-5100, RCM-5100	RM1005	03	0.100 [2.54] 0.105 [2.67]	0.015 [0.381] 0.015 [0.381]	0.050 [1.27] 0.050 [1.27]
RCWPM-5150 RCWM-5150, RCM-5150	RM1505	04	0.150 [3.81] 0.155 [3.94]	0.015 [0.381] 0.015 [0.381]	0.050 [1.27] 0.050 [1.27]
RCWPM-7225 RCWM-7225, RCM-7225	RM2208	05	0.225 [5.72] 0.230 [5.84]	0.015 [0.381] 0.015 [0.381]	0.075 [1.91] 0.075 [1.91]
RCWPM-575 RCWM-575, RCM-575	RM0705	06	0.075 [1.91] 0.080 [2.03]	0.015 [0.381] 0.015 [0.381]	0.050 [1.27] 0.050 [1.27]
RCWPM-1206 RCWM-1206, RCM-1206	RM1206	07	0.120 [3.05] 0.125 [3.18]	0.015 [0.381] 0.015 [0.381]	0.060 [1.52] 0.060 [1.52]
RCWPM-2010 RCWM-2010, RCM-2010	RM2010	08	0.200 [5.08] 0.205 [5.21]	0.015 [0.381] 0.015 [0.381]	0.100 [2.54] 0.100 [2.54]
RCWPM-2512 RCWM-2512, RCM-2512	RM2512	09	0.250 [6.35] 0.255 [6.48]	0.015 [0.381] 0.015 [0.381]	0.125 [3.18] 0.125 [3.18]
RCWPM-1100 RCWM-1100, RCM-1100	RM1010	10	0.100 [2.54] 0.105 [2.67]	0.015 [0.381] 0.015 [0.381]	0.100 [2.54] 0.100 [2.54]
RCWPM-0603-60	RM0603	12	0.063 [1.60]	0.012 [0.305]	0.031 [0.793]

**CODE LETTERS (Tolerance & Multipliers)**

TOLERANCE				MULTIPLIER	VALUE RANGE (Ohms)
±1%	±2%	±5%	±10%		
D	G	J	M	1	1 - 9xx
E	H	K	N	1,000	1k - 9xxk
F	T	L	P	1,000,000	1M - 10M

**Examples:**

11D3 = 11.3Ω ± 1%	15J0 = 15Ω ± 5%
10E0 = 10kΩ ± 1%	10K0 = 10kΩ ± 5%
332D = 332Ω ± 1%	560K = 560kΩ ± 5%
2F21 = 2.21MΩ ± 1%	8L20 = 8.2MΩ ± 5%
51G0 = 51Ω ± 2%	10M0 = 10Ω ± 10%
10H0 = 10kΩ ± 2%	10N0 = 10kΩ ± 10%
33H0 = 33kΩ ± 2%	2P70 = 2.7MΩ ± 10%
22T0 = 22MΩ ± 2%	8P20 = 8.2MΩ ± 10%

