

Size 20 Crimp Contacts for Series 109 Connectors (MIL-C-39029)

**Size 20 Crimp, Snap-In Contacts .040 [1.02] Pin Diameter**

**Material and Finish:**


**Pin and Socket Body —**

**<sup>a</sup>Contact Body & Mating Area —** Copper alloy, plated gold .000050-.000100 [0.00127-0.00254] thick over .000050-.000100 [0.00127-0.00254] thick nickel underplate.


**<sup>b</sup>Contact Body —** Copper alloy, gold flash .000005 [0.00013] min thick over .000050-.000100 [0.00127-0.00254] thick nickel underplate.

**<sup>b</sup>Mating Area —** Copper alloy, plated gold .000050 min thick over .000050-.000100 [0.00127-0.00254] thick nickel underplate.

**Socket Hood —** Passivated stainless steel.



**Pin**  
M39029/64-369  
(Supersedes M24308/11-1)



**Socket**  
M39029/63-368  
(Supersedes M24308/10-1)

Wire Size Range AWG [mm <sup>2</sup> ]	Ins. Dia. (Max.)	Contact Configuration	Tape Mounted Contacts Part No.	Loose Piece Contacts		Hand Tool		Contact Color Band
				Military Part No. (M39029/)	AMP Part No.	Tool No. (M22520/)	Positioner No. (M22520/)	
20-24 0.6-0.2	.072 1.83	Pin	205089-2 <sup>a</sup>	64-369	205089-1 <sup>a</sup>	02-01	02-08	orange, blue, white
		Socket	205090-2 <sup>a</sup>	63-368	205090-1 <sup>a</sup>	02-01	02-08	orange, blue, gray
20-24 0.6-0.2	.072 1.83	Pin	1218371-2 <sup>b</sup>	64-369	1218371-1 <sup>b</sup>	02-01	02-08	orange, blue, white
		Socket	1218372-2 <sup>b</sup>	63-368	1218372-1 <sup>b</sup>	02-01	02-08	orange, blue, gray

Tape mounted contacts are used in the AMP-TAPEMATIC Stripper/Crimper Machine Part Number 599406-7 (page 5142).

**Notes:** 1. These contacts are used in Series 109 military connectors.

2. Insertion/Extraction Tool Part Number 91067-2 (Military Part Number M81969/1-02) is used to install and remove pin and socket contacts.

3. See AMP Instruction Sheet 408-7516 for wire length, tool and selector settings.

4. Color bands are read in the direction of terminal (wire barrel) end to mating end.

Size 20 Crimp Contacts for Series 109 Connectors (Industrial Grade)

**Size 20 Crimp, Snap-In Contacts .040 [1.02] Pin Diameter**


**Material and Finish:**

**Pin and Socket Body —**


**Pin Body —** Brass, plated gold .000030 [0.00076] min thick over .000050-.000150 [0.00127-0.00381] thick nickel underplate.

**Socket Body —** Brass, plated gold .000010 [0.00025] min thick over .000050-.000150 [0.00127-0.00381] thick nickel underplate.

**Socket Clip —** Copper alloy, plated gold .000050 [0.00013] min thick over .000050-.000150 [0.00127-0.00381] thick nickel underplate.



**Pin**



**Socket**

Wire Size Range AWG [mm <sup>2</sup> ]	Ins. Dia. (Max.)	Contact Configuration	Tape Mounted Contacts Part No.	Loose Piece Contacts Part No.	Hand Tool	
					Tool No. (M22520/)	Positioner No. (M22520/)
20-24 0.6-0.2	.072 1.83	Pin	1218266-4	1218266-3	02-01	02-08
		Socket	1218267-4	1218267-3	02-01	02-08
18 0.8	.083 2.11	Pin	1218266-2	1218266-1	02-01	02-08
		Socket	1218267-2	1218267-1	02-01	02-08

Tape mounted contacts are used in the AMP-TAPEMATIC Stripper/Crimper Machine Part Number 599406-7 (page 5142).

**Notes:** 1. These contacts are used in Series 109 connectors.

2. Insertion/Extraction Tool Part Number 91067-2 (Military Part Number M81969/1-02) is used to install and remove pin and socket contacts.

3. See AMP Instruction Sheet 408-7516 for wire length, tool and selector settings.