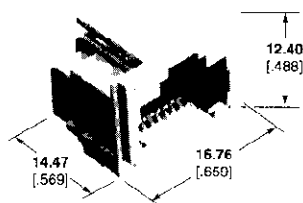
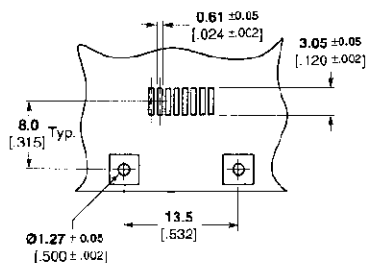


RJ45 Single Port

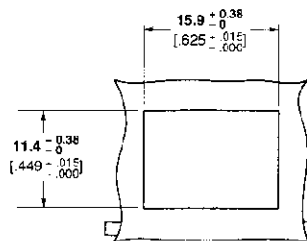
Side Entry, Unshielded, Surface Mount, Inverted Latch



(Photo 110558-1)



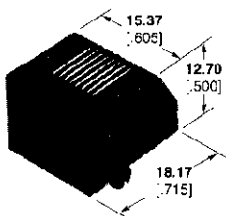
Recommended PC Board Layout



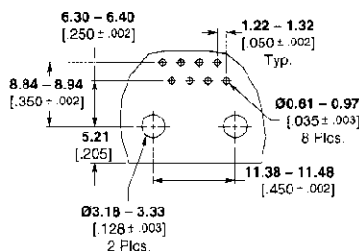
Recommended Panel Cutout

Pos./Contacts	Panel Stops	Part Number	Reel Qty.	Performance Level
8/8	Y	406721-1	600	CAT 5 (2 Pair 1-2, 3-6)
8/8	Y	406721-2	200	CAT 5 (2 Pair 1-2, 3-6)

Side Entry, Unshielded, Through-hole, 12.6mm Height



(Photo 109320-2)



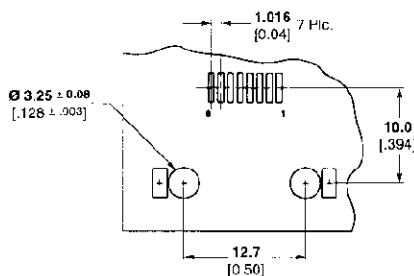
Recommended PC Board Layout

Pos./Contacts	(IR) Reflow Compatible	Keyed	Panel Stops	Part Number	Performance Level
8/8	—	—	Y	555162-1	CAT 3
8/8	—	—	—	555164-1	CAT 3
8/8	—	Y	—	555167-1	CAT 3
8/8	Y	Y	—	569118-1	CAT 3

Side Entry, Shielded, Surface Mount



(Photo 110731-1)



Recommended PC Board Layout

Pos./Contacts	Part Number	Keyed	Panel Grounds	Performance Level
8/8	1339160-1	—	Y	CAT 3

Input/Output

Modular Jacks